

# Missouri S&T Men's Basketball Notes



www.minerathletics.com



Facebook.com/MinerSports



Twitter.com/MinerSports

John Kean, Sports Information Director  
Office : (573) 341-4140 Cell: (573) 233-6891  
E-mail: jkean@mst.edu

## Missouri S&T Miners vs. William Jewell Cardinals

Sat., Jan. 21, 2017 • Billy Key Court • Rolla, Mo. • 5 p.m.



### Missouri S&T

Ranking: Not ranked

2016-17 Records: 7-8, 1-7 GLVC

Head Coach: Jim Glash (64-134, 8th year; overall record same)

### William Jewell

Ranking: Not ranked

2016-17 Records: 4-11, 0-7 GLVC

Head Coach: Larry Holley (794-424, 38th year; 881-544, 44th year overall)

### Game Coverage

Audio: KTTR 99.7 FM

Web: www.minerathletics.com (audio link)

Video: www.minerathletics.com (video link)

Live Stats: www.minerathletics.com

(Live stats link)

### 2016-17 Schedule/Results

(7-8 overall, 1-7 GLVC)

Date	Opponent	Time/Score
Nov. 5	at UMKC (Ex.)	L, 55-79
Nov. 7	at Southeast Mo. St. (Ex.)	L, 77-84
Nov. 15	PRINCIPIA	W, 104-65
Nov. 16	LINCOLN	W, 91-88
Nov. 19	CALVARY	W, 103-44
Nov. 25	Missouri Southern (1)	W, 94-88
Nov. 26	Emporia State (1)	W, 97-96 (2OT)
Dec. 1	MARYVILLE*	W, 82-69
Dec. 3	MISSOURI-ST. LOUIS*	L, 74-91
Dec. 7	ROBT. MORRIS-PEORIA	W, 103-49
Dec. 10	at #12 Drury*	L, 72-92
Dec. 28	at SIU Edwardsville (Ex.)	L, 67-85
Dec. 31	at Arkansas Tech	L, 88-91 (OT)
Jan. 5	LEWIS*	L, 62-83
Jan. 7	UW-PARKSIDE*	L, 54-72
Jan. 12	at Indianapolis*	L, 83-114
Jan. 14	at Saint Joseph's*	L, 76-88
Jan. 19	ROCKHURST*	7:30 p.m.
Jan. 21	WILLIAM JEWELL*	5 p.m.
Jan. 26	at Quincy*	7:30 p.m.
Jan. 28	at Truman State*	3 p.m.
Feb. 2	at Southern Indiana*	7:30 p.m.
Feb. 4	at Bellarmine*	2:15 p.m.
Feb. 9	ILLINOIS SPRINGFIELD*	7:30 p.m.
Feb. 11	McKENDREE*	3 p.m.
Feb. 16	at Missouri-St. Louis*	7:30 p.m.
Feb. 18	at Maryville*	3 p.m.
Feb. 23	DRURY*	7:30 p.m.
Feb. 26	GLVC Tournament starts	

All times Central

\*Great Lakes Valley Conference game

(1) at Springfield, Mo.

## MISSOURI S&T PROBABLE STARTERS:

No.	Name	Ht.	Year	PPG	RPG	AST	STL	Hometown
2	Ervin Sarajlic	6-5	So.	6.4	2.7	17	8	St. Louis, Mo.
5	Dulan Scott	6-3	Fr.	8.3	3.7	19	5	Chicago, Ill.
25	Juwan Miller	5-11	Jr.	10.1	4.9	78	28	Kitchener, Ont.
30	Jalen Myers	6-2	Jr.	15.1	1.9	20	12	Shorewood, Ill.
55	Rokas Paulauskas	6-8	Sr.	9.1	7.4	9	8	Telsiai, Lithuania

Officials: Paul Fitzwater, Loyd Rice, Dillon Brasher

### Today's Starting Five:

- Missouri S&T will seek to snap a seven-game losing streak, both overall and in Great Lakes Valley Conference play, when it hosts William Jewell at 5 p.m. Saturday at Billy Key Court. The Miners fell to 7-8 overall and 1-7 in the GLVC following a 99-96 overtime loss Thursday to Rockhurst, while William Jewell is 4-11 overall and 0-7 in the GLVC.
- Missouri S&T enters Saturday's game having held its opponents to 33.3 percent shooting from three-point range this year. The Miners were ranked fourth prior to last Thursday's game at UIIndy, before the Greyhounds connected on 20-of-34 from long range. In the game prior to that, the Miners held Division II's top three-point shooting team -- Wisconsin-Parkside -- to 26.9 percent.
- With his 11 assists on Saturday at Saint Joseph's, Juwan Miller moved into a tie for seventh place on S&T's career list for assists as he has now accumulated 231 as a Miner. Miller, who tied Michael McClain on the list, is 20 behind Bill Jolly for sixth. Thursday's performance marked the first time a Miner reached double figures in assists since Feb. 5, 2015, when Danylo Zuikov had 13 to set the S&T single game record.
- The Miners' 12-of-12 performance at the free throw line in the Dec. 7 win over Robert Morris-Peoria marked the first time that an S&T team had not missed a free throw in a game since Feb. 10, 2011, when the Miners went 10-of-10 in a win at Maryville. It was the most made in a game with a miss since Feb. 11, 2004, when the Miners were 16-of-16 at the line in a win at Central Missouri; the Dec. 7 contest marked just the third time since then in which an S&T team made all of its free throw attempts in a game.
- With Friday's inauguration in the books, the Miners are playing their first game Saturday in the Donald Trump years as president. While Barack Obama held the office, S&T went 66-144 (.314) on the court. Incidentally, the best record under a president came while Gerald Ford held the office, as the Miners were 45-21 (.662) during that span that ran from 1974-77.

## 2016-17 MISSOURI S&amp;T MEN'S BASKETBALL ROSTER

NO.	NAME	POS.	HT.	WT.	YR.	HOMETOWN/PREVIOUS SCHOOL
2	Jonathen Harley	F	6-5	180	Jr.	Farrockaway, N.Y./West Valley College
3	Randy Holmes	F	6-4	210	Sr.	St. Louis, Mo./Bethune-Cookman Univ.
5	Dulan Scott	G	6-3	215	Fr.	Chicago, Ill./Farragut Academy
12	Ervin Sarajlic	F	6-5	205	So.	St. Louis, Mo./Oakville HS
13	Danylo Zuikov	G	6-1	175	Sr.	Kiev, Ukraine/LaLumiere School (Ind.)
15	Telloy Simon	G	6-3	170	So.	Kitchener, Ont./St. Mary's HS
22	Brooks Gerrity	G	6-2	170	So.	Chesterfield, Mo./Marquette HS
24	Quinn Poythress	F	6-7	200	So.	Jackson, Mo./Notre Dame Regional HS
25	Juwan Miller	G	5-11	165	Jr.	Kitchener, Ont./Huron Heights HS
30	Jalen Myers	G	6-2	195	Jr.	Shorewood, Ill./South Suburban College
32	Greg Lahm	F	6-5	190	Fr.	St. Louis, Mo./Lindbergh HS
35	Omer Aksu	G	6-2	180	Fr.-R	Istanbul, Turkey/UTSA
44	Jacob Bergman	F	6-5	220	Fr.	Sedalia, Mo./Smith-Cotton HS
55	Rokas Paulauskas	F	6-8	230	Sr.	Talsiai, Lithuania/Frank Phillips College

**HEAD COACH:** Jim Glash **ASSISTANT COACHES:** Marques Baldwin, Tyrone Davidson

**MINER TIDBITS:**

**#2 Jonathen Harley:** Became a part of the Miners' active roster for the second semester...averaged 12.2 points and 5.6 rebounds per game last season at West Valley College in California.

**#3 Randy Holmes:** Has a double-double vs. MSSU, then scored 20 the following day vs. ESU...transfer from Bethune-Cookman who is in his first season at S&T...averaged 6.2 points and 3.9 rebounds per game a year ago for the Wildcats, with six games in double figures...prior to going to BCC, played two seasons at Mineral Area College and averaged over 14 points per game as a sophomore for a team that won the Region XVI championship.

**#5 Dulan Scott:** Scored 16 points in his S&T debut vs. Principia...made two free throws with 0.8 seconds left in the 2OT win over Emporia State...was a third-team All-Chicago area player last season after averaging 16 points and six rebounds per game.

**#12 Ervin Sarajlic:** Third season in the Miner program...had a career-high 21 points vs. Calvary on 7-of-8 three-point shooting...appeared in five games last season before suffering a season-ending injury...averaged 4.3 points and 1.4 rebounds in his freshman year before missing the final seven games due to an injury.

**#13 Danylo Zuikov:** Currently ranked eighth on S&T's career list for three-pointers made with 144...scored 14 in the win over Maryville...averaged 6.4 points a year ago and led the Miners with 39 three-pointers...scored a season-high 18 points vs. SJC...led the GLVC in assist-to-turnover ratio at 3.16-to-1 two seasons ago and finished third in the GLVC with 101 assists, which included an S&T single-game record 13 vs. McKendree.

**#15 Telloy Simon:** Was one of six Miners to record a 20-point game a year ago...scored a career-high 23 vs. Rockhurst...averaged eight points and three rebounds per game and was one of the team's top free throw shooters at 88.2 percent...hit 32 three-point shots during the year.

**#22 Brooks Gerrity:** Played in 11 games a year ago...had a career-high nine points vs. Calvary in his first start...had five assists and two steals while shooting 43 percent from the floor...averaged 16.2 points and connected on 36.4 percent of his three-point attempts as a high school senior...redshirted in the 2014-15 campaign.

**#24 Quinn Poythress:** Recorded back-to-back 19-point games in November...averaged 6.1 points and two rebounds per game in his

freshman season at S&T...posted a career-high 21 against Blackburn in his first career start...was second in the GLVC in three-point shooting at 48.3 percent...scored 20.5 points as a high school senior, helping lead Notre Dame Regional to third in Missouri Class 4.

**#25 Juwan Miller:** Moved into 10th place for career assists at S&T in the game at SJC...ranked eighth in the GLVC with 103 assists last season...averaged 7.7 points and 2.9 rebounds per game a year ago after averaging 9.5 points, three rebounds and 4.5 assists per game in the first 11 contests before suffering a season-ending injury in 2014-15.

**#30 Jalen Myers:** Currently leads S&T in scoring...transfer from South Suburban College, where he earned second-team all-Region IV honors a year ago...had 26 points vs. Lincoln with six three-pointers...scored 12.7 points and pulled down 2.5 rebounds a game while knocking down 41.7 percent of his three-point attempts...3-to-1 assist-to-turnover ratio was the 14th-best at the JUCO level.

**#32 Greg Lahm:** Averaged 14.9 points, 8.8 rebounds and 1.5 assists per game during his senior year at Lindbergh High School...averaged 17 points and shot 64 percent during his junior year.

**#35 Omer Aksu:** Had five points and four assists vs. RMU-Peoria...spent last season at the University of Texas-San Antonio, but did not play.

**#44 Jacob Bergman:** One of two true freshmen on the Miner roster this season...averaged a double-double at Smith-Cotton High School with 12.7 points and 10.2 rebounds a game...also shot 53 percent from the field as a senior.

**#55 Rokas Paulauskas:** Led the GLVC in offensive rebounds with 82 and led the team on the boards 19 times in his first season at S&T...scored a career-high 22 vs. Maryville...came to S&T from Frank Phillips College, where he averaged 9.3 points and 6.3 rebounds a game two years ago...averaged a double-double at Hamilton Heights Academy in Chattanooga as a high school senior.

**PRONUNCIATIONS:**

#10 Omer Aksu -- O-mair Ahck-soo

#12 Ervin Sarajlic -- Suh-RYE-lick

#13 Danylo Zuikov -- ZOO-koff

#15 Rokas Paulauskas -- Puh-LAW-skuss

#23 Dulan Scott -- Do-lahn

## About the Opponent

### William Jewell:

The Cardinals enter Saturday's game still seeking their first win in conference play after dropping a 77-53 decision Thursday night at Drury. William Jewell is 4-11 overall and 0-7 in the GLVC entering play on Saturday.

Patrick Whelan has paced the Cardinals throughout the season, as he ranks seventh in the GLVC in scoring with an average of 17.1 points per game. Whelan, who has connected on 50.3 percent of his field goal attempts this year, has also shot the ball well from three-point range as he has made 38 at a rate of 45.2 percent.

Three other Cardinals are scoring in double figures, as Jorge Perez-Laham is averaging 13.1 points a game, Larry Fitzgerald -- who scored 34 points in WJC's win over S&T last season -- is at 11.6 a game and Emil Ostaficiuc is scoring 10.2 per game while shooting 63.5 percent from the field, one of the best marks in the GLVC.

Austin Regier is William Jewell's top rebounder with 6.7 per contest, while Perez-Laham leads the Cardinals with 60 assists.

### Series vs. William Jewell:

The Cardinals lead the all-time series 21-16 and have won the last three matchups, which includes last season's 93-89 win in Liberty. Missouri S&T led by 16 with under five minutes to play in the first half, but William Jewell outscored the Miners 26-2 over the duration of the first half and early moments after the break to wipe out the advantage.

Larry Fitzgerald, who scored 34 points off the bench for the Cardinals, put his team in front for good with under a minute to play.

The last matchup between the teams in Rolla went to overtime with the Cardinals winning 95-91. William Jewell has won six of the nine meetings as GLVC rivals, but the teams have split the four matchups in Rolla.

### William Jewell Probable Starters:

No.	Name	Ht.	Year	PPG	RPG	AST	STL	Hometown
00	Jorge Perez-Laham	6-1	Sr.	13.1	2.7	60	22	Canovanas, P.R.
2	Larry Fitzgerald	6-3	Sr.	11.6	5.0	24	10	Milwaukee, Wis.
23	Austin Regier	6-6	Sr.	4.5	6.7	26	11	Independence, Mo.
32	Patrick Whelan	6-5	Jr.	17.1	3.2	31	12	Manchester, England
35	Emil Ostaficiuc	6-10	Jr.	10.2	6.1	5	5	Donduseni, Moldova

### GLVC Standings

(Through Jan. 19, 2017)

WEST DIVISION	GLVC	Overall
Truman State	6-2	14-4
Quincy	5-3	15-4
Drury	5-3	12-4
Rockhurst	4-4	10-6
Missouri-St. Louis	3-5	9-9
Missouri S&T	1-7	7-8
Maryville	1-7	7-13
William Jewell	0-7	4-11

EAST DIVISION	GLVC	Overall
Southern Indiana	7-1	17-1
UW-Parkside	7-1	15-2
Bellarmine	7-1	15-3
Lewis	6-2	11-7
Indianapolis	6-2	9-7
Saint Joseph's	3-5	9-9
Illinois Springfield	2-6	7-10
McKendree	0-7	6-9

### Upcoming GLVC schedule:

#### Saturday, Jan. 21

- \*William Jewell at Missouri S&T, 3 p.m.
- \*UW-Parkside at Bellarmine, 2:15 p.m.
- \*Indianapolis at Illinois Springfield, 3 p.m.
- \*Quincy at Maryville, 3 p.m.
- \*Rockhurst at Drury, 3 p.m.
- \*Truman State at Missouri-St. Louis, 3 p.m.
- \*Lewis at Southern Indiana, 3:15 p.m.
- \*Saint Joseph's at McKendree, 3:30 p.m.

#### Thursday, Jan. 26

- \*Missouri S&T at Quincy, 7:30 p.m.
- \*Bellarmine at Indianapolis, 6:45 p.m.
- \*Drury at Truman State, 7:30 p.m.
- \*Illinois Springfield at UW-Parkside, 7:30 p.m.
- \*Maryville at William Jewell, 7:30 p.m.
- \*McKendree at Lewis, 7:30 p.m.
- \*Missouri-St. Louis at Rockhurst, 7:30 p.m.
- \*Southern Indiana at Saint Joseph's, 7:30 p.m.

#### Saturday, Jan. 28

- \*Missouri S&T at Truman State, 3 p.m.
- \*Southern Indiana at Indianapolis, 2:15 p.m.
- \*Bellarmine at Saint Joseph's, 3 p.m.
- \*Illinois Springfield at Lewis, 3 p.m.
- \*Maryville at Rockhurst, 3 p.m.
- \*McKendree at UW-Parkside, 3 p.m.
- \*Missouri-St. Louis at William Jewell, 3 p.m.
- \*Drury at Quincy, 3:15 p.m.

#### Thursday, Feb. 2

- \*Missouri S&T at Southern Indiana, 7:30 p.m.
- \*Drury at Bellarmine, 7 p.m.
- \*Indianapolis at Truman State, 7:30 p.m.
- \*Lewis at William Jewell, 7:30 p.m.
- \*Maryville at McKendree, 7:30 p.m.
- \*Missouri-St. Louis at Illinois Springfield, 7:30 p.m.
- \*Saint Joseph's at Quincy, 7:30 p.m.
- \*UW-Parkside at Rockhurst, 7:30 p.m.

#### Saturday, Feb. 4

- \*Missouri S&T at Bellarmine, 2:15 p.m.
- \*Lewis at Rockhurst, 3 p.m.
- \*Maryville at Illinois Springfield, 3 p.m.
- \*UW-Parkside at William Jewell, 3 p.m.
- \*Southern Indiana at Truman State, 3 p.m.
- \*Drury at Southern Indiana, 3:15 p.m.
- \*Indianapolis at Quincy, 3:15 p.m.
- \*Missouri-St. Louis at McKendree, 3:30 p.m.

### Comparing the Teams:

#### Missouri S&T (7-7)

	NCAA-II Rank
Scoring Offense.....	85.3 ..... 42
Scoring Defense.....	81.9 ..... 259
Scoring Margin.....	+3.4 ..... 122
Field Goal Pct.....	45.6 ..... 141
Field Goal Defense.....	45.7 ..... 208
3-pointers/Game.....	10.1 ..... 21
3-pt Percentage.....	38.4 ..... 68
3-pt Defense.....	33.3 ..... 81
Free Throw Pct.....	72.5 ..... 103
Rebound Margin.....	+5.7 ..... 40
Assists/Game.....	14.9 ..... 109
Turnovers/Game.....	15.7 ..... 265
Assist/Turnovers.....	0.95 ..... 191
Steals/Game.....	6.7 ..... 135

#### William Jewell (4-11)

	NCAA-II Rank
Scoring Offense.....	75.0 ..... 197
Scoring Defense.....	82.1 ..... 269
Scoring Margin.....	-7.1 ..... 270
Field Goal Pct.....	46.3 ..... 134
Field Goal Defense.....	45.9 ..... 241
3-pointers/Game.....	7.9 ..... 112
3-pt Percentage.....	35.0 ..... 162
3-pt Defense.....	39.8 ..... 272
Free Throw Pct.....	71.4 ..... 157
Rebound Margin.....	+1.3 ..... 178
Assists/Game.....	13.2 ..... 183
Turnovers/Game.....	14.8 ..... 210
Assist/Turnovers.....	0.89 ..... 213
Steals/Game.....	5.5 ..... 231

## Projecting it out...:

With Missouri S&T's season essentially at the midpoint this week -- 11 regular season games remain on the schedule -- a number of Miners are on pace to reach some particular marks for a single year at S&T.

Juwan Miller is on pace to finish with 130 assists, which would be the fourth-best mark in a season all-time. Meanwhile, at his current rate, Jalen Myers will finish the year with 75 three-point baskets, which would tie the eighth-highest single year mark. Even if doesn't reach the 10th place spot of (72), Myers is on pace to record the most three-pointers in a season by a Miner since Jermaine Burks made 75 in the 2004-05 campaign.

No Miner has finished a season shooting 60 percent or better from the field (with three field goals made per game) since Brian Westre in 2003-04, but Dulan Scott has a chance to reach that mark as he is at 59.3 percent on the year. In addition, the Miners have had at least one player shoot 40 or better from three-point range in each of the last three years (with one made per game) and currently have two players (Ervin Sarajic and Myers) over that 40 percent threshold.

## Hitting the offensive glass:

The Miners finished last season as the top-ranked offensive rebounding team in the GLVC, pulling down just under 14 per game. That mark ranked 14th in NCAA Division II in that category.

S&T has an average of 13.1 offensive rebounds in the first 15 games of this season, which leads the GLVC heading into Saturday's contest. Rokas Paulauskas, has 47 boards on the offensive end, leads the GLVC in that category.

## Miners at charity stripe:

Missouri S&T finished last season as one of the top free throw shooting teams in the GLVC, ending up sixth with a mark of 75.1 percent. The Miners had eight regulars all connect on at least 70 percent of their attempts and had four at better than 80 percent.

In the Nov. 16 win over Lincoln, S&T went 19-of-23 at the free throw line and made all seven of its attempts in the final five minutes of play, including six in the last 28 seconds. On Nov. 25, the Miners were 25-of-27 at the line and went eight-of-eight in the final 1:08 to beat Missouri Southern. S&T also had a perfect game at the charity stripe in its Dec. 7 win over Robert Morris-Peoria, as it made all 12 of its tries that night.

Since the start of the 2013-14 season, Miner teams have made 72.7 percent (2,032 of 2,794) of their tries at the free throw line.

## Three-Point shooting:

The Miners have made at least one three-point basket in 806 of the 808 games they have played since the three-point shot went into effect at the start of the 1986-87 season. At one point in the stretch, S&T had made at least one three-pointer in 597 consecutive games.

Missouri S&T hit 212 three-pointers last season, the 10th time in the 30 years in which the three-point shot has been part of college basketball in which the Miners have made at least 200 in a season. S&T, with 152 treys on the year, has hit at least 10 three-pointers in 11 of its 15 contests this season, averaging 10.1 per game -- a mark which ranks 21st in NCAA Division II.

## NABC/Division II Rankings (Jan. 17, 2017)

	Record	Points
1. Northwest Missouri State	16-0	396
2. Fairmont State, W.Va.	15-0	388
3. Queens, N.C.	16-0	360
4. West Liberty, W.Va.	14-1	346
5. California Baptist	15-1	330
6. Wheeling Jesuit, W.Va.	14-1	318
7. Barry, Fla.	14-1	301
8. Shippensburg, Pa.	15-0	295
9. Southern Indiana	16-0	282
10. Indiana, Pa.	15-2	242
11. Tarleton State, Texas	15-2	225
12. West Texas A&M	18-2	211
13. Kutztown, Pa.	13-2	192
14. Hawai'i Pacific	16-1	188
15. Bellarmine, Ky.	13-3	172
16. Arkansas-Monticello	12-0	153
17. Western Washington	13-3	147
18. UC San Diego	14-3	132
19. Chico State, Calif.	15-2	121
20. San Francisco St., Calif.	14-2	94
21. Fort Lewis, Colo.	15-3	67
22. Wisconsin-Parkside	14-1	63
23. Kentucky Wesleyan	14-2	58
24. Delta State, Miss.	12-3	34
25. Alabama-Huntsville	11-4	16

GLVC teams & 2016-17 S&T opponents  
receiving votes: Quincy.

## D2SIDA Media Poll (Jan. 17, 2017)

	Record	Points
1. Northwest Missouri State	16-0	374
2. Fairmont State, W.Va.	15-0	356
3. California Baptist	15-1	321
4. Queens, N.C.	16-0	318
5. Southern Indiana	16-0	306
6. Barry, Fla.	14-1	291
7. Shippensburg, Pa.	15-0	283
8. Tarleton State, Texas	15-2	270
9. West Liberty, W.Va.	14-1	270
10. West Texas A&M	18-2	224
11. Arkansas-Monticello	12-0	213
12. Wisconsin-Parkside	14-1	178
13. Wheeling Jesuit, W.Va.	14-1	173
14. Chico State, Calif.	15-2	151
15. Bellarmine, Ky.	13-3	144
16. Southern New Hampshire	12-3	128
17. Lincoln Memorial, Tenn.	12-4	122
18. Western Washington	13-3	100
19. Texas A&M-Commerce	12-3	96
20. UC San Diego	14-3	86
21. Delta State, Miss.	12-3	71
22. Indiana, Pa.	15-2	61
23. MSU Moorhead, Minn.	15-3	59
24. Limestone, S.C.	14-2	56
25. Ferris State, Mich.	13-3	47

## Pre-Season Polls S&T Non-Conference Opponents

UMKC.....	5th (WAC)
Southeast Missouri.....	6th (OVC West)
Principia .....	9th (SLIAC)
Lincoln.....	4th (MIAA)
Calvary .....	N/A (MCCC)
Missouri Southern .....	5th (MIAA)
Emporia State .....	11th (MIAA)
SIU Edwardsville .....	5th (OVC West)
Arkansas Tech.....	6th (GAC)

Robert Morris-Peoria is not affiliated with a conference.

## GLVC Pre-Season Poll

### West Division

1. Quincy (9 first place votes)	113
2. Drury (6 first place votes)	109
3. Truman State (1 first place vote)	96
4. Rockhurst	70
5. Missouri-St. Louis	63
6. Maryville	54
7. William Jewell	35
8. Missouri S&T	30

### East Division

1. Bellarmine (9 first place votes)	114
2. UW-Parkside (2 first place votes)	90
3. Indianapolis (1 first place vote)	88
3. Lewis (3 first place votes)	88
5. Southern Indiana (1 first place vote)	76
6. McKendree	46
7. Illinois Springfield	34
8. Saint Joseph's	32



## The Automated ScoreBook Missouri S&T Season Box Score (as of Jan 19, 2017) All games



RECORD:	OVERALL	HOME	AWAY	NEUTRAL
ALL GAMES	7-8	5-4	0-4	2-0
CONFERENCE	1-7	1-4	0-3	0-0
NON-CONFERENCE	6-1	4-0	0-1	2-0


##	Player	gp-gs	min	avg	Total		3-Point		F-Throw		Rebounds				pf	dq	a	to	blk	stl	pts	avg
					fg-fga	fg%	3fg-fga	3fg%	ft-fa	ft%	off	def	tot	avg								
30	Myers, Jalen	15-13	388	25.9	78-176	.443	45-103	.437	25-34	.735	12	17	29	1.9	28	0	20	22	1	12	226	15.1
	Conference-Only...	8-8	217	27.1	37-95	.389	25-58	.431	11-16	.688	8	10	18	2.3	13	0	7	15	0	7	110	13.8
03	Holmes, Randy	13-9	306	23.5	56-144	.389	14-51	.275	24-28	.857	16	48	64	4.9	39	3	18	32	2	8	150	11.5
	Conference-Only...	7-7	181	25.9	32-76	.421	6-26	.231	12-13	.923	9	19	28	4.0	23	2	13	21	1	2	82	11.7
15	Simon, Telloy	15-1	341	22.7	56-124	.452	26-66	.394	30-35	.857	19	61	80	5.3	31	0	19	30	2	13	168	11.2
	Conference-Only...	8-0	184	23.0	27-66	.409	13-37	.351	10-12	.833	11	29	40	5.0	17	0	7	17	2	5	77	9.6
25	Miller, Juwan	15-15	496	33.1	55-131	.420	2-15	.133	40-59	.678	14	59	73	4.9	19	0	78	32	0	28	152	10.1
	Conference-Only...	8-8	273	34.1	31-79	.392	1-8	.125	14-27	.519	6	30	36	4.5	10	0	42	18	0	13	77	9.6
55	Paulauskas, Rokas	15-15	385	25.7	60-104	.577	0-0	.000	17-43	.395	47	64	111	7.4	43	2	9	25	10	8	137	9.1
	Conference-Only...	8-8	227	28.4	29-50	.580	0-0	.000	13-27	.481	25	34	59	7.4	25	1	3	13	8	4	71	8.9
05	Scott, Dulan	15-14	279	18.6	48-81	.593	5-10	.500	23-29	.793	22	34	56	3.7	35	1	19	22	3	5	124	8.3
	Conference-Only...	8-8	126	15.8	17-32	.531	1-4	.250	14-18	.778	13	14	27	3.4	19	0	7	8	1	3	49	6.1
13	Zuikov, Danylo	10-1	202	20.2	28-70	.400	16-42	.381	4-7	.571	6	23	29	2.9	31	2	16	22	0	7	76	7.6
	Conference-Only...	6-0	124	20.7	21-50	.420	12-29	.414	2-5	.400	3	16	19	3.2	16	1	8	14	0	5	56	9.3
12	Sarajlic, Ervin	15-5	244	16.3	31-60	.517	22-43	.512	12-14	.857	5	35	40	2.7	14	1	17	18	1	8	96	6.4
	Conference-Only...	8-1	124	15.5	12-28	.429	6-16	.375	7-8	.875	3	9	12	1.5	10	1	7	7	1	5	37	4.6
24	Poythress, Quinn	13-1	164	12.6	27-60	.450	16-41	.390	9-10	.900	3	21	24	1.8	18	0	5	8	1	4	79	6.1
	Conference-Only...	7-0	91	13.0	8-26	.308	8-21	.381	2-2	1.000	0	9	9	1.3	8	0	2	2	1	4	26	3.7
22	Gerrity, Brooks	8-1	91	11.4	7-25	.280	5-16	.313	6-8	.750	3	14	17	2.1	4	0	6	2	0	4	25	3.1
	Conference-Only...	4-0	33	8.3	2-5	.400	1-2	.500	1-2	.500	0	5	5	1.3	1	0	0	0	0	0	6	1.5
42	Mulkey, Miles	6-0	42	7.0	7-13	.538	0-0	.000	1-1	1.000	7	5	12	2.0	11	1	4	3	4	3	15	2.5
	Conference-Only...	1-0	6	6.0	1-2	.500	0-0	.000	0-0	.000	2	0	2	2.0	1	0	0	1	0	0	2	2.0
35	Aksu, Omer	8-0	47	5.9	3-13	.231	1-8	.125	8-8	1.000	1	1	2	0.3	10	1	9	10	0	1	15	1.9
	Conference-Only...	3-0	8	2.7	1-2	.500	0-0	.000	2-2	1.000	0	0	0	0.0	1	0	1	3	0	0	4	1.3
44	Bergman, Jacob	14-0	104	7.4	6-12	.500	0-0	.000	4-4	1.000	8	21	29	2.1	7	0	3	4	4	0	16	1.1
	Conference-Only...	7-0	21	3.0	0-0	.000	0-0	.000	2-2	1.000	1	4	5	0.7	1	0	0	1	0	0	2	0.3
02	Harley, Jonathen	4-0	11	2.8	0-1	.000	0-1	.000	0-0	.000	0	4	4	1.0	4	0	0	3	0	0	0	0.0
	Conference-Only...	3-0	10	3.3	0-1	.000	0-1	.000	0-0	.000	0	4	4	1.3	2	0	0	3	0	0	0	0.0
Team											33	21	54					2				
Team											18	7	25					1				
Total.....		15	3100		462-1014	.456	152-396	.384	203-280	.725	196	428	624	41.6	294	11	223	235	28	101	1279	85.3
Conference-Only...		8	1625		218-512	.426	73-202	.361	90-134	.672	99	190	289	36.1	147	5	97	124	14	48	599	74.9
Opponents.....		15	3100		445-973	.457	137-411	.333	202-283	.714	142	396	538	35.9	263	5	214	209	47	98	1229	81.9
Conference-Only...		8	1625		258-499	.517	87-220	.395	105-142	.739	72	218	290	36.2	124	2	142	99	25	56	708	88.5

Score by Periods	1st	2nd	OT	OT2	Totals
Missouri S&T	592	645	32	10	1279
Opponents	569	613	38	9	1229

## Missouri S&amp;T Season/Career Highs &amp; Stats

## #2 Jonathen Harley

6-5, 180, Jr., Farrockaway, N.Y./West Valley College

**Season:**

Points: N/A

Rebounds: 2 vs. UW-Parkside (Jan. 7, 2017)

Assists: N/A

**Career:**

Points: N/A


Rebounds: 2 vs. UW-Parkside (Jan. 7, 2017)

Assists: N/A

Season	gp-gs	min/avg	Total		3-Point		F-Throws		Rebounds										Scoring	
			fg-fga	pct	fg-fga	pct	ft-fa	pct	off	def	tot	avg	pf	fo	ast	to	blk	stl	pts	avg
2016-17	4-0	11/2.8	0-1	.000	0-1	.000	0-0	.000	0	4	4	1.0	4	0	0	3	0	0	0	0.0
TOTAL	4-0	11/2.8	0-1	.000	0-1	.000	0-0	.000	0	4	4	1.0	4	0	0	3	0	0	0	0.0

## #3 Randy Holmes

6-4, 210, Sr., St. Louis, Mo./Bethune-Cookman University

**Season:**

Points: 20 vs. Emporia State (Nov. 26, 2016)

Rebounds: 10 vs. Missouri Southern (Nov. 25, 2016)

Assists: 5 vs. Maryville (Dec. 1, 2016)

**Career:**

Points: 20 vs. Emporia State (Nov. 26, 2016)

Rebounds: 11 vs. South Carolina State (Dec. 7, 2015 at Bethune-Cookman)

Assists: 5 vs. Maryville (Dec. 1, 2016)

Season	gp-gs	min/avg	Total		3-Point		F-Throws		Rebounds										Scoring	
			fg-fga	pct	fg-fga	pct	ft-fa	pct	off	def	tot	avg	pf	fo	ast	to	blk	stl	pts	avg
2016-17	13-9	306/23.5	56-144	.389	14-51	.275	24-28	.857	16	48	64	4.9	39	3	18	32	2	8	150	11.5
TOTAL	13-9	306/23.5	56-144	.389	14-51	.275	24-28	.857	16	48	64	4.9	39	3	18	32	2	8	150	11.5

## #5 Dulan Scott

6-3, 215, Fr., Chicago, Ill./Farragut Academy

**Season:**

Points: 16 vs. Principia (Nov. 15, 2016)

Rebounds: 6 vs. Missouri Southern (Nov. 25, 2016) &amp; Arkansas Tech (Dec. 31, 2016)

Assists: 3 on three occasions (last on Jan. 5, 2017 vs. Lewis)

**Career:**

Points: 16 vs. Principia (Nov. 15, 2016)


Rebounds: 6 vs. Missouri Southern (Nov. 25, 2016) &amp; Arkansas Tech (Dec. 31, 2016)

Assists: 3 on three occasions (last on Jan. 5, 2017 vs. Lewis)

Season	gp-gs	min/avg	Total		3-Point		F-Throws		Rebounds										Scoring	
			fg-fga	pct	fg-fga	pct	ft-fa	pct	off	def	tot	avg	pf	fo	ast	to	blk	stl	pts	avg
2016-17	15-14	279/18.6	48-81	.593	5-10	.500	23-29	.793	22	34	56	3.7	35	1	19	22	3	5	124	8.3
TOTAL	15-14	279/18.6	48-81	.593	5-10	.500	23-29	.793	22	34	56	3.7	35	1	19	22	3	5	124	8.3

## #12 Ervin Sarajlic

6-5, 205, So., St. Louis, Mo./Oakville HS

**Season:**

Points: 21 vs. Calvary (Nov. 19, 2016)

Rebounds: 9 vs. Arkansas Tech (Dec. 31, 2016)

Assists: 4 vs. Arkansas Tech (Dec. 31, 2016)

**Career:**

Points: 21 vs. Calvary (Nov. 19, 2016)

Rebounds: 9 vs. Arkansas Tech (Dec. 31, 2016)

Assists: 4 vs. Arkansas Tech (Dec. 31, 2016)

Season	gp-gs	min/avg	Total		3-Point		F-Throws		Rebounds										Scoring	
			fg-fga	pct	fg-fga	pct	ft-fa	pct	off	def	tot	avg	pf	fo	ast	to	blk	stl	pts	avg
2014-15	19-0	244/12.8	26-68	.382	11-38	.289	18-23	.783	5	21	26	1.4	14	0	16	16	1	18	81	4.3
2015-16	5-0	40/8.0	3-8	.375	1-6	.167	2-2	1.000	1	2	3	0.6	1	0	1	3	0	1	9	1.8
2016-17	15-5	244/16.3	31-60	.517	22-43	.512	12-14	.857	5	35	40	2.7	14	1	17	18	1	8	96	6.4
TOTAL	39-5	528/13.5	60-136	.441	34-87	.391	32-39	.821	11	58	69	1.8	29	1	34	37	2	27	186	4.8

## Missouri S&amp;T Season/Career Highs &amp; Stats

## #13 Danylo Zuikov

6-1, 175, Sr., Kiev, Ukraine/LaLumiere School (Ind.)

**Season:**

Points: 14 vs. Maryville (Dec. 1, 2016)  
 Rebounds: 5 vs. Maryville (Dec. 1, 2016) & UW-Parkside (Jan. 7, 2017)  
 Assists: 4 vs. Missouri Southern (Nov. 25, 2016)

**Career:**

Points: 18 vs. Kentucky Wesleyan (Nov. 30, 2013) & Saint Joseph's (Jan. 14, 2016)  
 Rebounds: 7 vs. Missouri-St. Louis (Jan. 22, 2015)  
 Assists: 13 vs. McKendree (Feb. 5, 2015)

			Total		3-Point		F-Throws		Rebounds										Scoring	
Season	gp-gs	min/avg	fg-fga	pct	fg-fga	pct	ft-fa	pct	off	def	tot	avg	pf	fo	ast	to	blk	stl	pts	avg
2013-14	26-5	535/20.6	63-151	.417	55-134	.410	7-9	.778	8	22	30	1.2	62	2	27	19	0	14	188	7.2
2014-15	26-15	716/27.5	56-174	.322	37-134	.276	9-18	.500	11	55	66	2.5	77	5	101	32	2	24	158	6.1
2015-16	24-22	519/21.6	53-147	.361	39-111	.351	8-9	.889	5	18	23	1.0	66	4	54	28	0	16	153	6.4
2016-17	10-1	202/20.2	28-70	.400	16-42	.381	4-7	.571	6	23	29	2.9	31	2	16	22	0	7	76	7.6
TOTAL	86-43	1972/22.9	200-542	.369	147-421	.349	28-43	.651	30	118	148	1.7	236	13	198	101	2	61	575	6.7

## #15 Tello Simon

6-3, 170, So., Kitchener, Ont./St. Mary's HS

**Season:**

Points: 23 vs. Rockhurst (Jan. 19, 2017)  
 Rebounds: 9 vs. Emporia State (Nov. 26, 2016)  
 Assists: 4 vs. Calvary (Nov. 19, 2016)

**Career:**

Points: 23 vs. Rockhurst (Jan. 19, 2017)  
 Rebounds: 9 vs. Bellarmine (Feb. 4, 2016) & vs. Emporia State (Nov. 26, 2016)  
 Assists: 4 vs. Calvary (Nov. 19, 2016)

			Total		3-Point		F-Throws		Rebounds											Scoring	
Season	gp-gs	min/avg	fg-fga	pct	fg-fga	pct	ft-fga	pct	off	def	tot	avg	pf	fo	ast	to	blk	stl	pts	avg	
2015-16	27-6	484/17.9	69-171	.404	32-95	.337	45-51	.882	30	50	80	3.0	48	0	19	37	3	24	215	8.0	
2016-17	15-1	341/22.7	56-124	.452	26-66	.394	30-35	.857	19	61	80	5.3	31	0	19	30	2	13	168	11.2	
TOTAL	42-7	825/19.6	125-295	.424	58-161	.360	75-86	.872	49	111	160	3.8	79	0	38	67	5	37	383	9.1	

## #22 Brooks Gerrity

6-2, 170, So., Chesterfield, Mo./Marquette HS

**Season:**

Points: 9 vs. Calvary (Nov. 19, 2016)  
 Rebounds: 4 vs. Calvary (Nov. 19, 2016) & Robert Morris-Peoria (Dec. 7, 2016)  
 Assists: 4 vs. Calvary (Nov. 19, 2016)

**Career:**

Points: 9 vs. Calvary (Nov. 19, 2016)  
 Rebounds: 4 vs. Calvary (Nov. 19, 2016) & Robert Morris-Peoria (Dec. 7, 2016)  
 Assists: 4 vs. Calvary (Nov. 19, 2016)

			Total		3-Point		F-Throws		Rebounds											Scoring	
Season	gp-gs	min/avg	fg-fga	pct	fg-fga	pct	ft-fga	pct	off	def	tot	avg	pf	fo	ast	to	blk	stl	pts	avg	
2015-16	11-0	52/4.7	6-14	.429	2-6	.333	1-2	.500	1	4	5	0.5	5	0	5	2	0	2	15	1.4	
2016-17	8-1	91/11.4	7-25	.280	5-16	.313	6-8	.750	3	14	17	2.1	4	0	6	2	0	4	25	3.1	
TOTAL	19-1	143/7.5	13-39	.333	7-22	.318	7-10	.700	4	18	22	1.2	9	0	11	4	0	6	40	2.1	

## #24 Quinn Poythress

6-7, 200, So., Jackson, Mo./Notre Dame Regional HS

**Season:**

Points: 19 vs. Calvary (Nov. 19, 2016) & Missouri Southern (Nov. 25, 2016)  
 Rebounds: 7 vs. Calvary (Nov. 19, 2016)  
 Assists: 3 vs. Calvary (Nov. 19, 2016)

**Career:**

Points: 21 vs. Blackburn (Dec. 8, 2015)  
 Rebounds: 8 vs. Blackburn (Dec. 8, 2015)  
 Assists: 3 vs. Calvary (Nov. 19, 2016)

			Total		3-Point		F-Throws		Rebounds								Scoring			
Season	gp-gs	min/avg	fg-fga	pct	fg-fga	pct	ft-fa	pct	off	def	tot	avg	pf	fo	ast	to	blk	stl	pts	avg
2015-16	27-2	383/14.2	53-111	.477	29-60	.483	30-36	.833	22	32	54	2.0	27	0	10	20	1	11	165	6.1
2016-17	13-1	164/12.6	27-60	.450	16-41	.390	9-10	.900	3	21	24	1.8	18	0	5	8	1	4	79	6.1
TOTAL	40-3	547/13.7	80-171	.468	45-101	.446	39-46	.848	25	53	78	2.0	45	0	15	28	2	15	244	6.1

## Missouri S&amp;T Season/Career Highs &amp; Stats

## #25 Juwan Miller

5-11, 165, Jr., Kitchener, Ont./Huron Heights HS

**Season:**

Points: 21 vs. Indianapolis (Jan. 12, 2017)  
Rebounds: 9 vs. Indianapolis (Jan. 12, 2017)  
Assists: 11 vs. Rockhurst (Jan. 19, 2017)

**Career:**

Points: 21 vs. Indianapolis (Jan. 12, 2017)  
Rebounds: 9 vs. Indianapolis (Jan. 12, 2017)  
Assists: 11 vs. Rockhurst (Jan. 19, 2017)

			Total		3-Point		F-Throws		Rebounds										Scoring	
Season	gp-gs	min/avg	fg-fga	pct	fg-fga	pct	ft-fga	pct	off	def	tot	avg	pf	fo	ast	to	blk	stl	pts	avg
2014-15	11-11	311/28.3	33-91	.363	9-24	.375	30-42	.714	12	21	33	3.0	19	0	50	25	0	33	105	9.5
2015-16	26-25	729/28.0	60-185	.324	6-39	.154	75-103	.728	26	50	76	2.9	44	0	103	49	0	46	201	7.7
2016-17	15-15	496/33.1	55-131	.420	2-15	.133	40-59	.678	14	59	73	4.9	19	0	78	32	0	28	152	10.1
TOTAL	52-51	1536/29.5	148-407	.364	17-78	.218	145-204	.711	52	130	182	3.5	82	0	231	106	0	107	458	8.8

## #30 Jalen Myers

6-2, 195, Jr., Shorewood, Ill./South Suburban College

**Season:**

Points: 26 vs. Lincoln (Nov. 16, 2016)  
Rebounds: 5 vs. Maryville (Dec. 1, 2016)  
Assists: 3 vs. Lincoln (Nov. 16, 2016) & Calvary (Nov. 19, 2016)

**Career:**

Points: 26 vs. Lincoln (Nov. 16, 2016)  
Rebounds: 5 vs. Maryville (Dec. 1, 2016)  
Assists: 3 vs. Lincoln (Nov. 16, 2016) & Calvary (Nov. 19, 2016)

			Total		3-Point		F-Throws		Rebounds											Scoring	
Season	gp-gs	min/avg	fg-fga	pct	fg-fga	pct	ft-fa	pct	off	def	tot	avg	pf	fo	ast	to	blk	stl	pts	avg	
2016-17	15-13	388/25.9	78-176	.443	45-103	.437	25-34	.735	12	17	29	1.9	28	0	20	22	1	12	226	15.1	
TOTAL	15-13	388/25.9	78-176	.443	45-103	.437	25-34	.735	12	17	29	1.9	28	0	20	22	1	12	226	15.1	

## #35 Omer Aksu

6-2, 180, Fr.-R, Istanbul, Turkey/UTSA

**Season:**

Points: 5 vs. Robert Morris-Peoria (Dec. 7, 2016)  
Rebounds: 2 vs. Robert Morris-Peoria (Dec. 7, 2016)  
Assists: 4 vs. Robert Morris-Peoria (Dec. 7, 2016)

**Career:**

Points: 5 vs. Robert Morris-Peoria (Dec. 7, 2016)  
Rebounds: 2 vs. Robert Morris-Peoria (Dec. 7, 2016)  
Assists: 4 vs. Robert Morris-Peoria (Dec. 7, 2016)

			Total		3-Point		F-Throws		Rebounds											Scoring	
Season	gp-gs	min/avg	fg-fga	pct	fg-fga	pct	ft-fa	pct	off	def	tot	avg	pf	fo	ast	to	blk	stl	pts	avg	
2016-17	8-0	47/5.9	3-13	.231	1-8	.125	8-8	1.000	1	1	2	0.3	10	1	9	10	0	1	15	1.9	
TOTAL	8-0	47/5.9	3-13	.231	1-8	.125	8-8	1.000	1	1	2	0.3	10	1	9	10	0	1	15	1.9	

## #44 Jacob Bergman

6-5, 220, Fr., Sedalia, Mo./Smith-Cotton HS

**Season:**

Points: 4 vs. Missouri Southern (Nov. 25, 2016) & Robert Morris-Peoria (Dec. 7, 2016)  
Rebounds: 8 vs. Robert Morris-Peoria (Dec. 7, 2016)  
Assists: 2 vs. Robert Morris-Peoria (Dec. 7, 2016)

**Career:**

Points: 4 vs. Missouri Southern (Nov. 25, 2016) & Robert Morris-Peoria (Dec. 7, 2016)  
Rebounds: 8 vs. Robert Morris-Peoria (Dec. 7, 2016)  
Assists: 2 vs. Robert Morris-Peoria (Dec. 7, 2016)

			Total		3-Point		F-Throws		Rebounds											Scoring	
Season	gp-gs	min/avg	fg-fga	pct	fg-fga	pct	ft-fa	pct	off	def	tot	avg	pf	fo	ast	to	blk	stl	pts	avg	
2016-17	14-0	104/7.4	6-12	.500	0-0	.000	4-4	1.000	8	21	29	2.1	7	0	3	4	4	0	16	1.1	
TOTAL	14-0	104/7.4	6-12	.500	0-0	.000	4-4	1.000	8	21	29	2.1	7	0	3	4	4	0	16	1.1	

## Missouri S&amp;T Season/Career Highs &amp; Stats

## #55 Rokas Paulauskas

6-8, 230, Sr., Talsiai, Lithuania/Frank Phillips College

**Season:**

Points: 22 vs. Maryville (Dec. 1, 2016)

Rebounds: 12 vs. Principia (Nov. 15, 2016) &amp; Drury (Dec. 10, 2016)

Assists: 2 vs. Principia (Nov. 15, 2016)

**Career:**

Points: 22 vs. Maryville (Dec. 1, 2016)

Rebounds: 18 vs. Missouri-St. Louis (Feb. 18, 2016)

Assists: 2 vs. Angelo State (Nov. 28, 2015) &amp; vs. Principia (Nov. 15, 2016)

Season	gp-gs	min/avg	Total		3-Point		F-Throws		Rebounds										Scoring	
			fg-fga	pct	fg-fga	pct	ft-fa	pct	off	def	tot	avg	pf	fo	ast	to	blk	stl	pts	avg
2015-16	26-22	602/23.2	102-191	.534	1-3	.333	42-75	.560	82	109	191	7.3	71	0	7	42	22	20	247	9.5
2016-17	15-15	385/25.7	60-104	.577	0-0	.000	17-43	.395	47	64	111	7.4	43	2	9	25	10	8	137	9.1
TOTAL	41-37	987/24.1	162-295	.549	1-3	.333	59-118	.500	129	173	302	7.4	114	2	16	67	32	28	384	9.4

## Missouri S&amp;T Single-Game Highs (2016-17 Season)

**Miners**

Points: 104 vs. Principia (Nov. 15)  
 Rebounds: 60 vs. Robert Morris-Peoria (Dec. 7)  
 Field Goal %: 54.3% vs. Principia (Nov. 15)  
 Three-Point FG: 14 vs. Lincoln (Nov. 16) & Calvary (Nov. 19)  
 Three-Point %: 55.0%, Missouri Southern (Nov. 25)  
 Free Throw %: 100% vs. Robert Morris-Peoria (Dec. 7)  
 Assists: 28 vs. Calvary (Nov. 19)  
 Turnovers: 23 vs. Robert Morris-Peoria (Dec. 7)  
 Steals: 15 vs. Robert Morris-Peoria (Dec. 7)

**Opponents**

114, Indianapolis (Jan. 12)  
 54, Arkansas Tech (Dec. 31)  
 63.1%, Indianapolis (Jan. 12)  
 20, Indianapolis (Jan. 12)  
 58.8%, Indianapolis (Jan. 12)  
 88.9%, Maryville (Dec. 1)  
 24, Indianapolis (Jan. 12)  
 29, Calvary (Nov. 19)  
 9, Robert Morris-Peoria (Dec. 7)

**Individual Highs (Miners):**

Points: 26, Jalen Myers vs. Lincoln (Nov. 16)  
 Rebounds: 12, Rokas Paulauskas vs. Principia (Nov. 15) & Drury (Dec. 10)  
 Assists: 11, Juwan Miller vs. Rockhurst (Jan. 19)  
 Steals: 5, Juwan Miller vs. Robert Morris-Peoria (Dec. 7)

**Individual Highs (Opponents):**

Points: 40, Alex Brown, Arkansas Tech (Dec. 31)  
 Rebounds: 22, Bennie Lufie, Arkansas Tech (Dec. 31)  
 Assists: 8, Joseph English, Missouri-St. Louis (Dec. 3)

## Missouri S&amp;T Specialty Stats (2016-17 Season)

## 2016-17 Trends

When leading at the half . . . . .	5-0
When trailing at the half . . . . .	2-8
When tied at the half . . . . .	0-0
In overtime . . . . .	1-2
When scoring 59 points or less . . . . .	0-1
When scoring 60-69 points . . . . .	0-1
When scoring 70-79 points . . . . .	0-3
When scoring 80-89 points . . . . .	1-2
When scoring 90 or more . . . . .	6-1
At home . . . . .	5-4
On the road . . . . .	0-4
At neutral sites . . . . .	2-0
When out-shooting opponent . . . . .	6-1
When out-shot by opponent . . . . .	1-7
When tied in shooting . . . . .	0-0
When out-rebounding opponent . . . . .	6-6
When out-rebounded by opponent . . . . .	1-2
When tied in rebounding . . . . .	0-0
When having fewer turnovers . . . . .	3-1
When having more turnovers . . . . .	3-7
When tied in turnovers . . . . .	1-0
When shooting 50% or better from field . . . . .	3-0
When shooting under 50% . . . . .	4-8
When shooting 70% or better from FT line . . . . .	4-3
When shooting under 70% from FT line . . . . .	3-5
When shooting 30% or better 3FG . . . . .	7-7
When shooting under 30% 3FG . . . . .	0-1

## Crunch Time Free Throws

#2 Randy Holmes . . . . .	3-4 (75%)
#10 Omer Asku . . . . .	0-0 (0%)
#12 Ervin Sarajlic . . . . .	0-0 (0%)
#13 Danylo Zuikov . . . . .	2-2 (100%)
#14 Juwan Miller . . . . .	12-15 (80%)
#15 Rokas Paulauskas . . . . .	1-2 (50%)
#20 Telloy Simon . . . . .	9-10 (90%)
#21 Quinn Poythress . . . . .	0-0 (0%)
#22 Brooks Gerrity . . . . .	0-0 (0%)
#23 Dulan Scott . . . . .	4-4 (100%)
#31 Jalen Myers . . . . .	0-0 (0%)
#34 Jacob Bergman . . . . .	0-0 (0%)
#40 Miles Mulkey . . . . .	0-0 (0%)
<b>TOTALS . . . . .</b>	<b>32-37 (86.5%)</b>

*Crunch time free throws are all attempts in the final five minutes of regulation time and any overtime period, with a margin of 10 points or less when the player goes to the free throw line.*

**Last season: Missouri S&T was at 76.3% at the line in crunch time situations.**

## 2016-17 By the Numbers

## Double Figure scoring

	2016-17	Career
Jalen Myers . . . . .	13	13
Randy Holmes . . . . .	10	10
Juwan Miller . . . . .	8	20
Dulan Scott . . . . .	8	8
Telloy Simon . . . . .	7	19
Rokas Paulauskas . . . . .	7	18
Danylo Zuikov . . . . .	4	20
Quinn Poythress . . . . .	3	8
Ervin Sarajlic . . . . .	3	3

## Games with 20+ points

	2016-17	Career
Jalen Myers . . . . .	4	4
Telloy Simon . . . . .	3	4
Juwan Miller . . . . .	1	2
Randy Holmes . . . . .	1	1
Rokas Paulauskas . . . . .	1	1
Ervin Sarajlic . . . . .	1	1
Quinn Poythress . . . . .	0	1

## Double-Doubles

	2016-17	Career
Rokas Paulauskas . . . . .	3	6
Randy Holmes . . . . .	1	1

## Games Led (or shared lead) in Scoring

	2016-17	Career
Jalen Myers . . . . .	7	7
Randy Holmes . . . . .	4	4
Telloy Simon . . . . .	3	4
Juwan Miller . . . . .	2	5
Quinn Poythress . . . . .	1	3
Rokas Paulauskas . . . . .	1	2
Ervin Sarajlic/Dulan Scott . . . . .	1	1
Danylo Zuikov . . . . .	0	2

## Games Led (or shared lead) in Rebounding

	2016-17	Career
Rokas Paulauskas . . . . .	8	27
Telloy Simon . . . . .	2	4
Randy Holmes/Juwan Miller . . . . .	2	2
Ervin Sarajlic . . . . .	1	2
J. Bergman/M. Mulkey . . . . .	1	1
Quinn Poythress . . . . .	1	1
Danylo Zuikov . . . . .	0	3

## Games Led (or shared lead) in Assists

	2016-17	Career
Juwan Miller . . . . .	13	35
Danylo Zuikov . . . . .	2	26
O. Aksu/R. Holmes . . . . .	1	1
Rokas Paulauskas . . . . .	0	1
Quinn Poythress . . . . .	0	1
Telloy Simon . . . . .	0	1
Ervin Sarajlic . . . . .	0	1

## Games Led (or shared) in Blocked Shots

	2016-17	Career
Rokas Paulauskas . . . . .	7	22
Jacob Bergman . . . . .	4	4
Miles Mulkey . . . . .	4	4
Dulan Scott . . . . .	3	3
Randy Holmes . . . . .	2	2
Telloy Simon . . . . .	1	3
Quinn Poythress . . . . .	1	2
Ervin Sarajic . . . . .	1	2
Jalen Myers . . . . .	1	1
Danylo Zuikov . . . . .	0	1

## The Last Time it Happened

The Miners scored 80-89 points . . . . .	83 vs. Indianapolis, Jan. 12, 2017 (83-114)
Opponent scored 80-89 points . . . . .	88, Saint Joseph's, Jan. 14, 2017 (76-88)
The Miners scored 90-99 points . . . . .	96 vs. Rockhurst, Jan. 19, 2017 (96-99)
Opponent scored 90-99 points . . . . .	99, Rockhurst, Jan. 19, 2017 (96-99)
The Miners scored 100 or more points . . . . .	103 vs. Robert Morris-Peoria, Dec. 7, 2016 (103-44)
Opponent scored 100 or more points . . . . .	114, Indianapolis, Jan. 12, 2017 (114-83)
A Miner scored 20 or more points . . . . .	23, Telloy Simon vs. Rockhurst, Jan. 19, 2017
A Miner scored 30 or more points . . . . .	30, Bryce Foster vs. Drury, Feb. 27, 2014
A Miner scored 40 or more points . . . . .	40, Scott Holly vs. Pittsburg State, Feb. 6, 2002
The Miners had 40 or more rebounds . . . . .	43 vs. Rockhurst, Jan. 19, 2017
Opponent had 40 or more rebounds . . . . .	42, Saint Joseph's, Jan. 14, 2017
A Miner had 10 or more rebounds . . . . .	12, Rokas Paulauskas vs. Drury, Dec. 10, 2016
A Miner had 15 or more rebounds . . . . .	18, Rokas Paulauskas vs. Missouri-St. Louis, Feb. 18, 2016
A Miner had 20 or more rebounds . . . . .	21, Brian Westre vs. Harris-Stowe, Dec. 7, 2002
The Miners had 15 or more assists . . . . .	16 vs. Rockhurst, Jan. 19, 2017
Opponent had 15 or more assists . . . . .	16, Rockhurst, Jan. 19, 2017
A Miner had 10 or more assists . . . . .	11, Juwan Miller vs. Rockhurst, Jan. 19, 2017
The Miners had 10 or more steals . . . . .	11 vs. Rockhurst, Jan. 19, 2017
Opponent had 10 or more steals . . . . .	11, Southern Indiana, Feb. 6, 2016
A Miner had five or more steals . . . . .	5, Juwan Miller vs. Robert Morris-Peoria, Dec. 7, 2016
A Miner had a double-double . . . . .	Rokas Paulauskas vs. Drury, Dec. 10, 2016 (12 pts./12 reb.)
A Miner had a triple-double . . . . .	Bryce Foster vs. Webster, Dec. 8, 2013 (22 pts./10 reb./10 ast.)

## 2016-17 Missouri S&amp;T Game-By-Game

Date	Opponent	Score	Top Scorer	Top Rebounder	Record(s)
Nov. 15	PRINCIPIA	W, 104-65	Telloy Simon (20)	Rokas Paulauskas (12)	1-0
Nov. 16	LINCOLN	W, 91-88	Jalen Myers (26)	Rokas Paulauskas (9)	2-0
Nov. 19	CALVARY	W, 103-44	Ervin Sarajlic (21)	Three with 7	3-0
Nov. 25	Missouri Southern	W, 94-88	Quinn Poythress (19)	Randy Holmes (10)	4-0
Nov. 26	Emporia State	W, 97-96 (2OT)	Randy Holmes (20)	Randy Holmes (8)	5-0
Dec. 1	MARYVILLE*	W, 82-69	Jalen Myers (23)	Rokas Paulauskas (7)	6-0, 1-0
Dec. 3	MISSOURI-ST. LOUIS*	L, 74-91	Jalen Myers/Telloy Simon (14)	Rokas Paulauskas (11)	6-1, 1-1
Dec. 7	ROBERT MORRIS-PEORIA	W, 103-49	Jalen Myers (21)	Telloy Simon/Jacob Bergman (8)	7-1
Dec. 10	at Drury*	L, 72-92	J. Myers/R. Paulauskas (12)	Rokas Paulauskas (12)	7-2, 1-2
Dec. 31	at Arkansas Tech	L, 88-91 (OT)	D. Scott/R. Holmes (15)	Ervin Sarajlic (9)	7-3
Jan. 5	LEWIS*	L, 62-83	Randy Holmes (18)	Telloy Simon (7)	7-4, 1-3
Jan. 7	UW-PARKSIDE*	L, 54-72	R. Holmes/J. Miller (11)	Juwan Miller (7)	7-5, 1-4
Jan. 12	at Indianapolis*	L, 83-114	Jalen Myers/Juwan Miller (21)	Juwan Miller (9)	7-6, 1-5
Jan. 14	at Saint Joseph's*	L, 76-88	Jalen Myers (17)	Rokas Paulauskas (9)	7-7, 1-6
Jan. 19	ROCKHURST*	L, 96-99 (OT)	Telloy Simon (23)	Rokas Paulauskas (9)	7-8, 1-7

\*Great Lakes Valley Conference game    # Great Lakes Valley Conference Tournament

## Game-by-Game Data

Date/Opponent	Game Starters					Bench Pts.	Ast/TO	FG%	Opp. FG%
Nov. 15/Principia	Miller	Myers	Sarajlic	Scott	Paulauskas	40	17/11	.543	.463
Nov. 16/Lincoln	Miller	Myers	Holmes	Scott	Paulauskas	25	16/8	.446	.550
Nov. 19/Calvary	Miller	Gerrity	Simon	Sarajlic	Paulauskas	46	28/18	.532	.333
Nov. 25/Missouri Southern	Miller	Zuikov	Sarajlic	Scott	Paulauskas	60	13/18	.492	.366
Nov. 26/Emporia State	Miller	Myers	Sarajic	Scott	Paulauskas	36	11/15	.493	.420
Dec. 1/Maryville	Miller	Myers	Holmes	Scott	Paulauskas	26	16/15	.471	.446
Dec. 3/Missouri-St. Louis	Miller	Myers	Holmes	Scott	Paulauskas	26	14/11	.466	.583
Dec. 7/Robt. Morris-Peoria	Miller	Myers	Holmes	Scott	Paulauskas	57	26/23	.506	.246
Dec. 10/Drury	Miller	Myers	Holmes	Scott	Paulauskas	23	7/17	.400	.552
Dec. 31/Arkansas Tech	Miller	Myers	Poythress	Scott	Paulauskas	38	15/18	.400	.388
Jan. 5/Lewis	Miller	Myers	Holmes	Scott	Paulauskas	24	12/18	.362	.471
Jan. 7/UW-Parkside	Miller	Myers	Holmes	Scott	Paulauskas	23	6/19	.321	.407
Jan. 12/Indianapolis	Miller	Myers	Holmes	Scott	Paulauskas	24	9/16	.475	.631
Jan. 14/Saint Joseph's	Miller	Myers	Holmes	Scott	Paulauskas	23	17/14	.426	.500
Jan. 19/Rockhurst	Miller	Myers	Sarajlic	Scott	Paulauskas	36	16/14	.463	.525

## Records by starting five:

Miller/Myers/Sarajlic/Scott/Paulauskas	2-1
Miller/Myers/Holmes/Scott/Paulauskas	3-6
Miller/Gerrity/Simon/Sarajlic/Paulauskas	1-0
Miller/Zuikov/Sarajlic/Scott/Paulauskas	1-0
Miller/Myers/Poythress/Scott/Paulauskas	0-1



## The Automated ScoreBook

Missouri S&T Points-Rebounds-Assists (as of Jan 19, 2017)

### All games



Opponent	Date	Score		02 HARLEY,JON	03 HOLMES,RAN	05 SCOTT,DULA	12 SARAJLIC,E	13 ZUIKOV,DAN	15 SIMON,TELL	22 GERRITY,BR
PRINCIPIA	11/15/16	104-65	W	DNP	11-5-1	16-3-3	13-3-1	DNP	20-4-1	3-3-0
LINCOLN (MO)	11/16/16	91-88	W	DNP	7-5-2	7-2-2	5-2-0	DNP	20-1-1	0-1-0
CALVARY	11/19/16	103-44	W	DNP	DNP	2-3-0	21-6-2	DNP	13-5-4	9-4-4
vs Missouri Southern	11/25/16	94-88	W	DNP	12-10-1	10-6-3	3-1-0	5-1-4	9-7-0	DNP
vs Emporia State	11/26/16	97-96	W	DNP	20-8-1	13-4-0	3-0-0	4-1-1	8-9-0	DNP
MARYVILLE	12/01/16	82-69	W	DNP	2-4-5	3-3-0	4-0-3	14-5-2	8-5-1	0-0-0
MISSOURI-ST. LOUIS	12/03/16	74-91	L	DNP	13-4-3	2-2-1	7-0-0	5-2-2	14-7-1	DNP
ROBERT MORRIS-PEORIA	12/07/16	103-49	W	DNP	3-1-0	12-5-3	4-7-3	5-4-3	14-8-3	7-4-2
at Drury	12/10/16	72-92	L	DNP	11-4-1	10-3-1	3-1-0	11-3-2	7-2-0	DNP
at Arkansas Tech	12/31/16	88-91	L	0-0-0	15-7-0	15-6-1	10-9-4	6-4-0	7-6-3	DNP
LEWIS	01/05/17	62-83	L	0-1-0	18-3-0	1-3-3	3-1-0	3-1-1	4-7-1	5-2-0
UW-PARKSIDE	01/07/17	54-72	L	0-2-0	11-2-1	4-4-0	5-4-1	10-5-0	5-3-0	0-3-0
at Indianapolis	01/12/17	83-114	L	0-1-0	13-3-1	4-5-0	2-0-1	DNP	6-2-0	1-0-0
at Saint Joseph's (IN)	01/14/17	76-88	L	DNP	14-8-2	14-2-2	8-3-2	DNP	10-7-2	DNP
ROCKHURST	01/19/17	96-99	L	DNP	DNP	11-5-0	5-3-0	13-3-1	23-7-2	DNP

Opponent	Date	Score		24 POYTHRESS,	25 MILLER,JUW	30 MYERS,JALE	35 AKSU,OMER	42 MULKEY,MIL	44 BERGMAN,JA	55 PAULAUSKAS
PRINCIPIA	11/15/16	104-65	W	0-0-0	12-6-6	13-0-1	4-0-2	0-1-0	2-1-0	10-12-2
LINCOLN (MO)	11/16/16	91-88	W	DNP	14-4-7	26-1-3	0-0-0	0-0-0	0-1-0	12-9-1
CALVARY	11/19/16	103-44	W	19-7-3	8-5-6	17-0-3	2-0-1	4-7-4	2-4-1	6-7-0
vs Missouri Southern	11/25/16	94-88	W	19-1-0	10-7-3	14-3-1	DNP	2-0-0	4-4-0	6-4-1
vs Emporia State	11/26/16	97-96	W	2-2-0	15-5-6	11-2-1	0-0-1	DNP	2-5-0	19-6-1
MARYVILLE	12/01/16	82-69	W	0-1-0	6-2-5	23-5-0	DNP	DNP	0-0-0	22-7-0
MISSOURI-ST. LOUIS	12/03/16	74-91	L	DNP	7-2-5	14-1-1	DNP	DNP	0-0-0	12-11-1
ROBERT MORRIS-PEORIA	12/07/16	103-49	W	11-5-0	6-3-3	21-2-2	5-2-4	7-2-0	4-8-2	4-7-1
at Drury	12/10/16	72-92	L	0-0-0	4-3-2	12-1-0	DNP	2-2-0	0-0-0	12-12-1
at Arkansas Tech	12/31/16	88-91	L	2-0-0	10-7-5	14-3-2	DNP	DNP	0-1-0	9-7-0
LEWIS	01/05/17	62-83	L	9-2-1	8-2-4	7-2-2	0-0-0	DNP	0-3-0	4-4-0
UW-PARKSIDE	01/07/17	54-72	L	3-1-0	11-7-3	3-1-0	0-0-1	DNP	0-1-0	2-2-0
at Indianapolis	01/12/17	83-114	L	9-2-0	21-9-5	21-2-2	4-0-0	DNP	2-0-0	0-5-0
at Saint Joseph's (IN)	01/14/17	76-88	L	5-0-1	2-5-7	17-3-1	DNP	DNP	DNP	6-9-0
ROCKHURST	01/19/17	96-99	L	0-3-0	18-6-11	13-3-1	DNP	DNP	0-1-0	13-9-1



Official Basketball Box Score -- Game Totals -- Final Statistics  
**Principia vs Missouri S&T**  
 11/15/16 7 p.m. at Rolla, MO (Billy Key Court)



### Principia 65 • 0-1

#	Player	Total	3-Ptr	Rebounds										
		FG-FGA	FG-FGA	FT-FTA	Off	Def	TP	PF	TP	A	TO	Bk	Stl	Min
01	Anumu, Adaku	* 4-10	1-5	0-0	0	0	0	1	9	2	2	1	2	20
02	Paulson, Micah	* 6-11	2-6	3-3	0	3	3	5	17	7	4	1	1	32
12	Davidson, Parker	* 2-7	0-2	6-7	1	3	4	3	10	1	5	0	1	34
22	Paulson, Brennan	* 1-2	0-1	0-0	0	2	2	1	2	1	1	0	0	21
54	Ball, Justin	* 3-5	0-0	1-1	0	2	2	2	7	0	0	0	0	23
00	McFarlane, Jamie	2-4	1-3	0-0	0	0	0	2	5	0	2	0	0	15
03	Eisenauer, Evan	0-0	0-0	0-0	0	0	0	1	0	0	0	0	0	3
04	Hernandez-Beiner, Ka	1-4	0-1	0-0	0	1	1	2	2	1	2	0	1	10
05	Goodman, TreVaughn	5-7	0-0	1-2	0	3	3	3	11	0	4	0	1	22
21	Ansumana, Jonathan	0-0	0-0	0-0	0	0	0	0	0	0	0	0	0	1
34	Ross, Jeff	1-4	0-1	0-0	1	5	6	1	2	0	0	1	0	19
Team					3	0	3							
Totals		25-54	4-19	11-13	5	19	24	21	65	12	21	3	6	200

FG % 1st Half: 12-25 48.0% 2nd half 13-29 44.8% Game: 25-54 46.3%  
 3FG % 1st Half: 2-9 22.2% 2nd half 2-10 20.0% Game: 4-19 21.1%  
 FT % 1st Half: 3-4 75.0% 2nd half 8-9 88.9% Game: 11-13 84.6%

### Missouri S&T 104 • 1-0

#	Player	Total		3-Ptr		Rebounds		PF	TP	A	TO	Bk	Stl	Min
		FG-FGA	FT-FTA	FG-FGA	FT-FTA	Off	Def							
05	Scott, Dulan	* 7-10	1-1	1-1	2 1 3	5	16	3	2	1	0	18		
12	Sarajlic, Ervin	* 4-5	3-4	2-2	0 3 3	0	13	1	1	0	0	18		
25	Miller, Juwan	* 4-6	0-1	4-5	0 6 6	2	12	6	3	0	2	28		
30	Myers, Jalen	* 4-9	2-5	3-5	0 0 0	2	13	1	0	0	1	26		
55	Paulauskas, Rokas	* 5-11	0-0	0-3	7 5 12	2	10	2	1	0	1	25		
03	Holmes, Randy	5-12	0-3	1-2	2 3 5	3	11	1	1	1	2	21		
15	Simon, Telloy	7-10	4-7	2-2	2 2 4	1	20	1	1	0	2	25		
22	Gerrity, Brooks	1-2	1-2	0-0	0 3 3	0	3	0	0	0	0	11		
24	Poythress, Quinn	0-0	0-0	0-0	0 0 0	0	0	0	0	0	0	1		
35	Aksu, Omer	0-3	0-3	4-4	0 0 0	1	4	2	2	0	1	11		
42	Mulkey, Miles	0-1	0-0	0-0	0 1 1	1	0	0	0	1	0	7		
44	Bergman, Jacob	1-1	0-0	0-0	0 1 1	1	2	0	0	1	0	9		
	Team				3 0 3									
Totals		38-70	11-26	17-24	16 25 41	18	104	17	11	4	10	200		

FG % 1st Half: 19-34 55.9% 2nd half 19-36 52.8% Game: 38-70 54.3%  
 3FG % 1st Half: 4-11 36.4% 2nd half 7-15 46.7% Game: 11-26 42.3%  
 FT % 1st Half: 6-8 75.0% 2nd half 11-16 68.8% Game: 17-24 70.8%

Officials: Paul Fitzwater, Scott Sloyer, Jason Van de Ven  
 Technical fouls: Principia-None. Missouri S&T-None.  
 Attendance: 375

Score by periods	1st	2nd	Total
Principia	29	36	65
Missouri S&T	48	56	104

Last FG - PCMBB 2nd-01:27, MST 2nd-01:53.  
 Largest lead - PCMBB None, MST by 41 2nd-01:53.  
 PCMBB led for 00:00. MST led for 38:00. Game was tied for 02:00.

Score tied - 2 times.  
 Lead changed - 0 times.



Official Basketball Box Score -- Game Totals -- Final Statistics  
**Lincoln (MO) vs Missouri S&T**  
 11/16/16 7:30 p.m. at Rolla, MO (Billy Key Court)



### Lincoln (MO) 88 • 2-1

#	Player	Total		3-Ptr		Rebounds		PF	TP	A	TO	Bk	Stl	Min
		FG-FGA	FG-FGA	FT-FTA	Off	Def								
01	Virdure,Anthony	* 10-17	0-3	6-8	0	1	1	4	26	5	1	0	3	35
05	Mattox,Tacourrus	* 3-3	0-0	0-0	0	1	1	1	6	0	2	0	0	19
10	Smith,Jaylon	* 14-22	5-9	2-2	2	7	9	2	35	1	4	1	1	40-
12	Lewis,Richie	* 1-4	0-1	5-6	1	4	5	4	7	1	2	0	0	20
22	Clark,O'Shai	* 2-6	0-1	2-2	0	3	3	3	6	1	1	0	0	33
00	Morfeld,Chase	0-0	0-0	0-0	0	0	0	0	0	0	0	0	0	1
03	Mason,Maurice	2-7	0-3	2-3	2	3	5	3	6	1	0	0	0	31
15	Ollison,Rod	1-1	0-0	0-0	0	2	2	0	2	0	0	0	0	13
20	Spencer,Darrius	0-0	0-0	0-0	2	1	3	0	0	0	0	0	0	8
21	Nailes,Alexander	0-0	0-0	0-0	0	0	0	0	0	0	0	0	0	0+
	Team				1	4	5							
	Totals	33-60	5-17	17-21	8	26	34	17	88	9	10	1	4	200

FG % 1st Half: 18-33 54.5% 2nd half 15-27 55.6% Game: 33-60 55.0%  
 3FG % 1st Half: 2-11 18.2% 2nd half 3-6 50.0% Game: 5-17 29.4%  
 FT % 1st Half: 4-5 80.0% 2nd half 13-16 81.3% Game: 17-21 81.0%

### Missouri S&T 91 • 2-0

#	Player	Total		3-Ptr		Rebounds			PF	TP	A	TO	Bk	Stl	Min
		FG-FGA	FT-FTA	FG-FGA	FT-FTA	Off	Def	Tot							
03	Holmes, Randy	* 2-10	1-6	2-2	1	4	5	5	7	2	1	0	0	17	
05	Scott, Dulan	* 3-8	1-1	0-0	1	1	2	3	7	2	3	1	1	29	
25	Miller, Juwan	* 3-6	1-2	7-8	3	1	4	2	14	7	1	0	3	37	
30	Myers, Jalen	* 9-17	6-12	2-2	1	0	1	3	26	3	0	1	0	29	
55	Paulauskas, Rokas	* 5-7	0-0	2-5	5	4	9	4	12	1	1	0	0	25	
12	Sarajlic, Ervin	1-4	1-3	2-2	0	2	2	0	5	0	2	0	0	21	
15	Simon, Telloy	6-12	4-9	4-4	0	1	1	3	20	1	0	0	0	24	
22	Gerrity, Brooks	0-1	0-1	0-0	1	0	1	0	0	0	0	0	0	4	
35	Aksu, Omer	0-0	0-0	0-0	0	0	0	0	0	0	0	0	0	1	
42	Mulkey, Miles	0-0	0-0	0-0	0	0	0	0	0	0	0	1	1	4	
44	Bergman, Jacob	0-0	0-0	0-0	0	1	1	0	0	0	0	0	0	9	
Team					0	4	4								
Totals		29-65	14-34	19-23	12	18	30	20	91	16	8	3	5	200	

FG % 1st Half: 14-33 42.4% 2nd half 15-32 46.9% Game: 29-65 44.6%  
 3FG % 1st Half: 7-18 38.9% 2nd half 7-16 43.8% Game: 14-34 41.2%  
 FT % 1st Half: 8-10 80.0% 2nd half 11-13 84.6% Game: 19-23 82.6%

Officials: Garth Silvey, Mark Halsell, Dale Dunn  
 Technical fouls: Lincoln (MO)-None. Missouri S&T-None.  
 Attendance: 425

Score by periods	1st	2nd	Total
Lincoln (MO)	42	46	88
Missouri S&T	43	48	91

Last FG - LU 2nd-00:15, MST 2nd-01:17.  
 Largest lead - LU by 7 2nd-16:33, MST by 6 1st-16:04.  
 LU led for 19:32. MST led for 13:25. Game was tied for 07:03.

Score tied - 14 times.  
 Lead changed - 8 times.



Official Basketball Box Score -- Game Totals -- Final Statistics  
**Calvary vs Missouri S&T**  
 11/19/16 3:00 p.m. at Rolla, MO (Billy Key Court)



### Calvary 44 • 1-2

#	Player	Total		3-Ptr		Rebounds		PF	TP	A	TO	Bk	Stl	Min
		FG-FGA	FT-FTA	FG-FGA	FT-FTA	Off	Def							
11	McGary, DeAngelo	* 0-0	0-0	0-0	0	2	2	5	0	0	3	0	1	15
24	Haney, Caleb	* 0-2	0-1	0-2	0	1	1	0	0	1	2	0	1	24
32	Lamb, Blake	* 0-2	0-2	0-0	0	0	0	0	0	1	2	0	0	19
34	Jones, Telson	* 0-2	0-2	0-0	0	0	0	2	0	0	5	0	0	12
44	Holyfield, Paulbryan	* 1-2	0-0	0-0	2	2	4	3	2	0	2	0	0	18
00	Morrison, KeAndre	6-16	3-8	0-0	0	3	3	0	15	1	5	0	0	25
01	Spraggins, Kalif	2-6	0-2	1-5	0	1	1	3	5	1	4	0	0	15
02	Marchbanks, Tim	1-2	0-1	0-0	1	0	1	0	2	0	0	0	0	13
04	Green, Zeb	2-7	0-0	2-2	0	8	8	1	6	0	2	1	1	28
23	Green, Hajj	5-12	2-5	2-2	0	3	3	0	14	1	1	1	0	22
42	Wiebe, Kameron	0-0	0-0	0-0	1	1	2	0	4	2	0	0	0	9
	Team				1	0	1							
Totals		17-51	5-21	5-11	5	21	26	14	44	9	29	2	3	200

FG % 1st Half: 7-27 25.9% 2nd half 10-24 41.7% Game: 17-51 33.3%  
 3FG % 1st Half: 1-9 11.1% 2nd half 4-12 33.3% Game: 5-21 23.8%  
 FT % 1st Half: 5-8 62.5% 2nd half 0-3 0.0% Game: 5-11 45.5%

### Missouri S&T 103 • 3-0

#	Player	Total		3-Ptr		Rebounds		PF	TP	A	TO	Bk	Stl	Min
		FG-FGA	FG-FGA	FT-FTA	Off	Def	Tot							
12	Sarajlic, Ervin	* 7-8	7-8	0-0	0	6	6	1	21	2	4	0	1	25
15	Simon, Telloy	* 6-12	1-5	0-0	2	3	5	1	13	4	0	0	2	28
22	Gerrity, Brooks	* 3-8	2-6	1-2	1	3	4	3	9	4	2	0	2	27
25	Miller, Juwan	* 4-6	0-1	0-1	1	4	5	0	8	6	1	0	2	17
55	Paulauskas, Rokas	* 3-7	0-0	0-2	3	4	7	0	6	0	3	1	2	12
05	Scott, Dulan	1-1	0-0	0-0	0	3	3	0	2	0	3	0	0	10
24	Poythress, Quinn	8-15	1-7	2-2	3	4	7	1	19	3	2	0	0	25
30	Myers, Jalen	6-10	3-5	2-3	0	0	0	3	17	3	0	0	0	16
35	Aksu, Omer	0-3	0-3	2-2	0	0	0	5	2	1	2	0	0	11
42	Mulkey, Miles	2-5	0-0	0-0	2	7	4	2	7	4	0	1	2	20
44	Bergman, Jacob	1-2	0-0	0-0	2	2	4	1	4	1	0	1	0	16
	Team				2	1	3							
Totals		41-77	14-35	7-12	19	32	51	17	103	28	18	3	11	200



Official Basketball Box Score -- Game Totals -- Final Statistics  
**Emporia State vs Missouri S&T**  
 11/26/16 1 p.m. at Springfield, MO/O'Reilly Event Center



### Emporia State 96 • 2-5

#	Player	Total		3-Ptr		Rebounds			PF	TP	A TO Blk Stl			Min
		FG-FGA	FT-FGA	FG-FGA	FT-FGA	Off	Def	Tot						
00	Morton, Brian	* 5-8	1-1	11-14	4 3 7	3	22	1 1 0 3	3	37				
03	Jordan, Tyler	* 5-11	2-4	0-1	0 3 3	1	12	1 3 0 0	38					
05	Hall, Brandon	* 8-26	0-4	2-3	0 9 9	3	18	7 0 0 1	39					
30	Pedersen, Josh	* 4-8	1-4	2-2	4 2 6	3	11	0 1 1 0	40-					
41	Fisher, Bradley	* 0-2	0-0	0-0	0 1 1	2	0	0 1 0 0	10					
01	Limuel, Stephau	* 0-1	0-0	0-0	1 1 2	1	0	0 0 0 1	3					
10	Temaat, Jay	* 6-12	4-9	0-0	0 3 3	3	16	1 1 0 0	32					
21	Taylor, Jevon	* 3-8	1-3	0-0	0 1 1	4	7	0 0 0 0	18					
32	Emery, Jawan	* 0-0	0-0	0-0	0 0 0	3	0	0 1 0 0	8					
33	Sardin, Terrence	* 2-2	0-0	2-2	4 1 5	4	6	0 1 2 0	13					
34	Vandiver, Garin	* 1-3	0-1	2-2	2 1 3	1	4	1 0 0 1	12					
Team					0 1 1									
Totals		34-81	9-26	19-24	15 26 41	28	96	11 9 3 6	250					

FG % 1st Half: 13-32 40.6% 2nd half 16-35 45.7% OT: 5-14 35.7% Game: 34-81 42.0% Deadball Rebounds 2  
 3FG % 1st Half: 4-13 30.8% 2nd half 2-7 28.6% OT: 3-6 50.0% Game: 9-26 34.6%  
 FT % 1st Half: 6-7 85.7% 2nd half 7-9 77.8% OT: 6-8 75.0% Game: 19-24 79.2%

### Missouri S&T 97 • 5-0

#	Player	Total		3-Ptr		Rebounds			PF	TP	A TO Blk Stl			Min
		FG-FGA	FT-FGA	FG-FGA	FT-FGA	Off	Def	Tot						
05	Scott, Dulan	* 5-7	0-1	3-4	2 2 4	1	13	0 0 0 0	21					
12	Sarajlic, Ervin	* 1-2	1-2	0-0	0 0 0	0	3	0 0 0 0	15					
25	Miller, Juwan	* 3-9	0-2	9-11	2 3 5	2	15	6 4 0 2	45					
30	Myers, Jalen	* 3-8	1-3	4-5	1 1 2	2	11	1 1 0 0	30					
55	Paulauskas, Rokas	* 9-11	0-0	1-4	1 5 6	3	19	1 1 0 0	41					
03	Holmes, Randy	* 8-17	4-6	0-0	0 8 8	2	20	1 3 0 2	29					
13	Zuikov, Danylo	* 1-4	0-2	2-2	0 1 1	4	4	1 2 0 0	23					
15	Simon, Telly	* 3-8	0-1	2-5	2 7 9	4	8	0 2 0 0	28					
24	Poythress, Quinn	* 0-2	0-0	2-2	0 2 2	4	2	0 1 0 0	7					
35	Aksu, Omer	* 0-0	0-0	0-0	0 0 0	0	0	1 1 0 0	8					
44	Bergman, Jacob	* 1-1	0-0	0-0	2 3 5	1	2	0 0 0 0	8					
Team					4 3 7									
Totals		34-69	6-17	23-33	14 35 49	23	97	11 15 0 4	250					

FG % 1st Half: 11-28 39.3% 2nd half 16-29 55.2% OT: 7-12 58.3% Game: 34-69 49.3% Deadball Rebounds 5  
 3FG % 1st Half: 1-6 16.7% 2nd half 4-10 40.0% OT: 1-1 100.0 Game: 6-17 35.3%  
 FT % 1st Half: 10-16 62.5% 2nd half 8-10 80.0% OT: 5-7 71.4% Game: 23-33 69.7%

Officials: Dan Nowakowski, Kelly Hunt and Andy Malin  
 Technical fouls: Emporia State-None. Missouri S&T-None.  
 Attendance: 204

Score by periods	1st	2nd	OT	OT2	Total
Emporia State	36	41	10	9	96
Missouri S&T	33	44	10	10	97

Points	In	Off	2nd	Fast	Bench
ESU	46	21	10	6	33
MST	54	9	14	12	36

Last FG - ESU 07:00:26, MST 07:00:57.  
 Largest lead - ESU by 9 1st-04:18, MST by 10 2nd-16:55.  
 ESU led for 19:03. MST led for 21:47. Game was tied for 09:10.

Score tied - 14 times.  
 Lead changed - 19 times.



Official Basketball Box Score -- Game Totals -- Final Statistics  
**Maryville vs Missouri S&T**  
 12/01/16 7:30 p.m. at Rolla, MO (Billy Key Court)



### Maryville 69 • 2-7, 0-1 GLVC

#	Player	Total		3-Ptr		Rebounds			PF	TP	A TO Blk Stl			Min
		FG-FGA	FT-FGA	FG-FGA	FT-FGA	Off	Def	Tot						
00	Sims, Forrester	* 4-12	1-6	3-3	1 2 3	5	12	0 2 0 0	31					
04	Johnson, Anthony	* 5-8	1-2	2-3	0 10 10	1	13	4 5 1 1	35					
11	Sims, Grant	* 4-13	0-6	4-4	0 2 2	2	12	2 4 0 0	35					
14	King, Karson	* 3-4	1-1	0-0	2 4 6	0	7	2 3 1 2	23					
22	Booker, Evan	* 3-5	0-1	3-4	0 3 3	1	9	2 0 3 2	19					
03	Bhinder, Sukhman	* 0-2	0-1	2-2	0 0 0	1	2	1 1 0 0	14					
10	Miller, Nick	* 1-1	0-0	0-0	0 2 2	1	2	0 0 0 0	9					
20	Grant-Clark, Marvin	* 1-4	0-1	2-2	1 0 1	0	4	0 0 0 0	12					
21	Volkman, Ben	* 4-4	0-0	0-0	1 3 4	3	8	2 0 0 0	10					
32	Stoyanov, Damyan	* 0-0	0-0	0-0	0 0 0	0	0	1 0 0 0	4					
33	Leeson, Jeff	* 0-3	0-3	0-0	0 0 0	0	0	0 0 0 0	8					
Team					1 1 2									
Totals		25-56	3-21	16-18	6 27 33	14	69	14 15 5 5	200					

FG % 1st Half: 11-28 39.3% 2nd half 14-28 50.0% Game: 25-56 44.6% Deadball Rebounds 0  
 3FG % 1st Half: 2-13 15.4% 2nd half 1-8 12.5% Game: 3-21 14.3%  
 FT % 1st Half: 7-8 87.5% 2nd half 9-10 90.0% Game: 16-18 88.9%

### Missouri S&T 82 • 6-0, 1-0 GLVC

#	Player	Total		3-Ptr		Rebounds			PF	TP	A TO Blk Stl			Min
		FG-FGA	FT-FGA	FG-FGA	FT-FGA	Off	Def	Tot						
03	Holmes, Randy	* 1-8	0-4	0-0	1 3 4	2	2	5 4 0 1	23					
05	Scott, Dulan	* 1-1	0-0	1-2	2 1 3	0	3	1 0 0 0	13					
25	Miller, Juwan	* 3-7	0-0	0-2	0 2 2	3	6	5 1 0 1	23					
30	Myers, Jalen	* 8-17	5-9	2-3	3 2 5	3	23	0 2 0 1	31					
55	Paulauskas, Rokas	* 11-15	0-0	1-1	3 4 7	1	22	0 1 0 2	36					
12	Sarajlic, Ervin	* 0-1	0-1	4-4	0 0 0	0	4	3 0 0 1	12					
13	Zuikov, Danylo	* 5-10	4-6	0-0	1 4 5	3	14	2 3 0 0	23					
15	Simon, Telly	* 3-7	2-3	0-0	0 5 5	1	8	1 3 0 0	26					
22	Gerrity, Brooks	* 0-0	0-0	0-0	0 0 0	0	0	0 0 0 0	2					
24	Poythress, Quinn	* 0-2	0-2	0-0	0 1 1	1	1	0 0 0 0	7					
44	Bergman, Jacob	* 0-0	0-0	0-0	0 0 0	1	0	0 0 0 0	4					
Team					3 2 5									
Totals		32-68	11-25	7-12	13 24 37	15	82	16 15 0 6	200					

FG % 1st Half: 14-35 40.0% 2nd half 18-33 54.5% Game: 32-68 47.1% Deadball Rebounds 1,3  
 3FG % 1st Half: 5-14 35.7% 2nd half 6-11 54.5% Game: 11-25 44.0%  
 FT % 1st Half: 3-5 60.0% 2nd half 4-7 57.1% Game: 7-12 58.3%

Officials: Chris Kespohl, Kenny Siefert, Ed Crenshaw  
 Technical fouls: Maryville-None. Missouri S&T-None.  
 Attendance: 475

Score by periods	1st	2nd	Total
Maryville	31	38	69
Missouri S&T	36	46	82

Points	In	Off	2nd	Fast	Bench
MU	36	11	6	2	16
MST	45	13	11	15	26

Last FG - MU 2nd-00:38, MST 2nd-01:34.  
 Largest lead - MU by 2 1st-19:37, MST by 15 2nd-03:27.  
 MU led for 00:27. MST led for 39:10. Game was tied for 00:23.

Score tied - 0 times.  
 Lead changed - 1 time.



Official Basketball Box Score -- Game Totals -- Final Statistics  
**Missouri-St. Louis vs Missouri S&T**  
 12/03/16 3:00 p.m. at Rolla, MO (Billy Key Court)



### Missouri-St. Louis 91 • 5-4, 1-1 GLVC

#	Player	Total		3-Ptr		Rebounds			PF	TP	A TO Blk Stl			Min
		FG-FGA	FT-FGA	FG-FGA	FT-FGA	Off	Def	Tot						
05	English, Joseph	* 5-8	0-2	0-0	0 2 2	2	10	8 3 0 2	29					
11	Watson, Elijah	* 2-3	1-1	1-2	0 3 3	3	6	3 0 0 5	22					
13	White, D.J.	* 4-6	0-0	3-6	2 5 7	0	11	1 1 0 0	18					
22	Davis, Steven	* 4-15	4-11	0-0	1 1 2	1	12	2 1 1 0	28					
42	Reine, Hunter	* 4-6	0-0	0-0	1 2 3	2	8	1 0 0 0	17					
03	Cook, Max	* 1-2	1-2	2-2	1 0 1	1	5	0 0 0 0	15					
10	Wands, Kobe	* 5-7	2-4	0-0	0 1 1	4	12	1 0 0 0	26					
15	Kefalas, Andreas	* 0-0	0-0	0-0	0 0 0	1	0	0 0 0 0	3					
32	Skaggs, Drew	* 3-4	1-2	3-3	1 6 7	1	10	1 1 0 0	22					
34	Majewski, Alex	* 7-9	2-2	1-2	1 2 3	1	17	0 0 1 0	20					
Team					0 0 0									
Totals		35-60	11-24	10-15	7 22 29	16	91	17 6 2 7	200					

FG % 1st Half: 17-32 53.1% 2nd half 18-28 64.3% Game: 35-60 58.3% Deadball Rebounds 1  
 3FG % 1st Half: 6-15 40.0% 2nd half 5-9 55.6% Game: 11-24 45.8%  
 FT % 1st Half: 5-7 71.4% 2nd half 5-8 62.5% Game: 10-15 66.7%

### Missouri S&T 74 • 6-1, 1-1 GLVC

#	Player	Total		3-Ptr		Rebounds			PF	TP	A TO Blk Stl			Min
		FG-FGA	FT-FGA	FG-FGA	FT-FGA	Off	Def	Tot						
03	Holmes, Randy	* 6-14	1-2	0-0	1 3 4	3	13	3	2	0	0	31		
05	Scott, Dulan	* 1-1	0-0	0-0	1 1 2	4	2	1	1	0	0	11		
25	Miller, Juwan	* 3-7	0-1	1-2	0 2 2	1	7	5	2	0	0	36		
30	Myers, Jalen	* 4-10	4-8	2-2	0 1 1	1	14	1	0	0	0	27		
35	Paulauskas, Rokas	* 3-7	0-0	6-8	4 7 11	3	12	1	2	2	0	36		
12	Sarajlic, Ervin	3-3	1-1	0-0	0 0 0	2	7	0	2	0	0	11		
13	Zuikov, Danylo	2-8	1-4	0-1	0 2 2	1	5	2	2	0	1	21		
15	Simon, Telloy	5-8	1-2	3-4	2 5 7	1	14	1	0	1	0	25		
44	Bergman, Jacob	0-0	0-0	0-0	0 0 0	0	0	0	0	0	0	2		
	Team				3 0 3									
	Totals	27-58	8-18	12-17	11 21 32	16	74	14	11	3	2	200		





Official Basketball Box Score -- Game Totals -- Final Statistics  
**Missouri S&T vs Indianapolis**  
 01/12/17 7:40 pm at Indianapolis, IN (Nicoson Hall)

**Missouri S&T 83 • 7-6 (1-5 GLVC)**

#	Player	FG-FGA	3-Ptr	FT-FTA	Rebounds	PF	TP	A	TO	Blk	Stl	Min
					Off Def Tot							
03	Holmes, Randy	f 6-13	1-5	0-0	2 1 3	4	13	1	4	0	0	28
55	Paulauskas, Rokas	f 0-2	0-0	0-2	2 3 5	4	0	0	1	1	0	22
05	Scott, Dulan	g 1-3	0-1	2-3	1 4 5	3	4	0	0	0	0	13
25	Miller, Juwan	g 8-14	0-1	5-10	2 7 9	2	21	5	4	0	3	39
30	Myers, Jalen	g 7-13	5-8	2-2	1 1 2	1	21	2	1	0	1	27
02	Harley, Jonathon	g 0-1	0-1	0-0	0 1 1	1	0	0	2	0	0	6
12	Sarajlic, Ervin	1-3	0-1	0-0	0 0 0	1	2	1	0	0	0	13
15	Simon, Telloy	1-3	0-2	4-4	0 2 2	2	6	0	1	0	0	22
22	Gerrity, Brooks	0-0	0-0	1-2	0 0 0	0	1	0	0	0	0	8
24	Poythress, Quinn	3-6	3-6	0-0	0 2 2	1	9	0	1	1	0	15
35	Aksu, Omer	1-1	0-0	2-2	0 0 0	1	4	0	2	0	0	4
44	Bergman, Jacob	0-0	0-0	2-2	0 0 0	0	2	0	0	0	0	3
Team		3 2 5										
Totals		28-59	9-25	18-27	11 23 34	20	83	9	16	2	4	200

FG % 1st Half: 18-35 51.4% 2nd half 10-24 41.7% Game: 28-59 47.5% Deadball Rebounds 3  
 3FG % 1st Half: 7-16 43.8% 2nd half 2-9 22.2% Game: 9-25 36.0%  
 FT % 1st Half: 1-2 50.0% 2nd half 17-25 68.0% Game: 18-27 66.7%

**Indianapolis 114 • 6-7 (3-2 GLVC)**

		Total	3-Ptr	Rebounds										
#	Player	FG-FGA	FT-FTA	Off	Def	Tot	PF	TP	A	TO	Blk	Stl	Min	
44	Kempson, Jesse	f 5-12	2-5	0-1	0	2	2	12	1	2	0	0	23	
25	Cabarkapa, Milos	c 0-0	0-0	0-0	1	1	3	0	0	1	0	0	6	
05	Etherington, Alex	g 6-9	4-6	1-2	0	7	5	17	3	4	0	1	25	
11	King, Jimmy	g 1-3	0-1	1-2	0	1	1	3	3	1	0	0	19	
30	Davidson, Eric	g 11-14	8-10	2-2	0	2	2	32	3	0	0	2	22	
03	Manumaleuga, Jalen	0-1	0-0	0-0	0	0	0	0	0	0	0	0	2	
14	Rosser, Micah	4-5	1-2	2-2	0	1	2	11	3	2	0	1	18	
20	Lawton, Ajay	5-8	2-3	0-0	0	3	4	12	6	1	2	3	30	
21	Wayer, Miles	1-1	0-0	1-2	1	0	1	3	0	0	0	0	4	
22	Bond-Flournoy, Jabree	2-3	1-2	0-0	0	1	2	5	0	0	0	1	10	
24	Hall, Tate	6-8	2-4	5-8	3	3	6	3	19	5	1	0	24	
32	Davis, Roderick	0-1	0-1	0-0	1	3	4	0	0	1	0	0	14	
34	Sims, Demarre	0-0	0-0	0-0	0	0	0	0	0	0	0	0	3	
Team					1	2	3							
Totals		41-65	20-34	12-19	6	26	32	24	114	24	13	2	8	200

FG % 1st Half: 21-33 63.6% 2nd half 20-32 62.5% Game: 41-65 63.1% Deadball Rebounds 2  
 3FG % 1st Half: 10-16 62.5% 2nd half 10-18 55.6% Game: 20-34 58.8%  
 FT % 1st Half: 3-4 75.0% 2nd half 9-15 60.0% Game: 12-19 63.2%

Officials: Tyler Kumpf, Greg Webb, Shane Staggs  
 Technical fouls: Missouri S&T-Holmes, Randy. Indianapolis-None.  
 Attendance: 688

Score by periods	1st	2nd	Total
Missouri S&T	44	39	83
Indianapolis	55	59	114

Points	In Paint	Off T/O	2nd Chance	Fast Break	Bench
Missouri S&T	24	21	7	17	24
Indianapolis	34	25	9	23	50

Last FG - MST 2nd-00:32, UINDY 2nd-01:03.  
 Largest lead - MST by 3 1st-19:31, UINDY by 33 2nd-01:03.  
 MST led for 01:28. UINDY led for 35:52. Game was tied for 02:40.

Score tied - 3 times.  
 Lead changed - 5 times.



Official Basketball Box Score -- Game Totals -- Final Statistics  
**Missouri S&T vs Saint Joseph's (IN)**  
 1/14/17 3PM at RENNELAER, IN (Scharf Fieldhouse)

**Missouri S&T 76 • 7-7, 1-6 GLVC**

#	Player	Total			Rebounds			PF	TP	A	TO	Blk	Stl	Min
		FG-FGA	3P-FGA	FT-FTA	Off	Def	Tot							
03	Holmes, Randy	f 5-8	0-2	4-4	0	8	8	5	14	2	3	0	0	29
55	Paulauskas, Rokas	f 3-4	0-0	0-1	4	5	9	2	6	0	0	1	0	29
05	Scott, Dulan	g 6-10	0-1	2-2	0	2	2	1	14	2	1	1	0	23
25	Miller, Juwan	g 1-6	0-0	0-1	0	5	5	2	2	7	5	0	0	34
30	Myers, Jalen	g 6-17	5-10	0-0	2	1	3	3	17	1	2	0	0	32
12	Sarajlic, Ervin	3-6	2-3	0-0	1	2	3	0	8	2	0	0	0	16
15	Simon, Telloy	4-11	2-7	0-0	2	5	7	4	10	2	3	0	1	24
24	Poythress, Quinn	1-6	1-4	2-2	0	0	0	0	5	1	0	0	1	13
	Team				1	0	1							
	Totals	29-68	10-27	8-10	10	28	38	17	76	17	14	2	2	200

FG % 1st Half: 12-33 36.4% 2nd half: 17-35 48.6% Game: 29-68 42.6% Deadball Rebounds 0  
 3FG % 1st Half: 4-14 28.6% 2nd half: 6-13 46.2% Game: 10-27 37.0%  
 FT % 1st Half: 4-4 100.0 2nd half: 4-6 66.7% Game: 8-10 80.0%

**Saint Joseph's (IN) 88 • 8-8, 2-4 GLVC**

#	Player	FG	FTA	3-Ptr	FT	FTA	Rebounds	PF	TP	A	TO	Blk	Stl	Min
		Total		Total			Off Def Tot							
05	Williams, Kindred	f 7-11	0-0	1-2	4	4	8	4	15	2	1	1	2	30
42	Jeffers, Nick	f 4-7	1-3	0-0	1	5	6	1	9	1	1	1	1	22
22	Hardaway, CJ	g 4-9	1-1	7-8	0	1	1	1	16	6	1	1	0	31
34	Webster, Davious	g 4-7	1-3	0-0	0	2	2	2	9	1	2	0	1	23
35	Becerra, Luis	g 2-4	0-1	0-0	1	3	4	2	4	3	1	0	1	21
01	Daniels, Davone	g 6-15	3-9	0-1	2	2	4	0	15	2	1	1	0	27
03	Gillespie, Eric	3-9	2-7	0-0	1	4	5	0	8	5	1	0	1	20
30	Williams, Nic	5-8	0-0	2-3	3	6	9	1	12	1	1	0	1	26
	Team				0	3	3							
	Totals	35-70	8-24	10-14	12	30	42	11	88	21	9	4	7	200

FG % 1st Half: 16-35 45.7% 2nd half: 19-35 54.3% Game: 35-70 50.0% Deadball Rebounds 0  
 3FG % 1st Half: 3-11 27.3% 2nd half: 5-13 38.5% Game: 8-24 33.3%  
 FT % 1st Half: 3-4 75.0% 2nd half: 7-10 70.0% Game: 10-14 71.4%

Officials: Brian Fitzgerald, Eric Ballenger, Jeffery Pearson  
 Technical fouls: Missouri S&T-None. Saint Joseph's (IN)-Williams, Kindred.  
 Attendance: 401  
 #5 SJC issued dead ball technical foul at 7:33 1st half

Score by periods	1st	2nd	Total
Missouri S&T	32	44	76
Saint Joseph's (IN)	38	50	88

Points	In Paint	Off T/O	2nd Chance	Fast Break	Bench
Missouri S&T	26	6	12	6	23
SJC	40	24	12	8	35

Last FG - MST 2nd-00:08, SJC 2nd-01:33.  
 Largest lead - MST by 6 1st-08:58, SJC by 21 2nd-02:12.  
 MST led for 11:19. SJC led for 25:01. Game was tied for 03:40.

Score tied - 2 times.  
 Lead changed - 6 times.



Official Basketball Box Score -- Game Totals -- Final Statistics  
**Rockhurst vs Missouri S&T**  
 01/19/17 7:30 p.m. at Rolla, MO (Billy Key Court)

**Rockhurst 99 • 10-6, 4-4 GLVC**

#	Player	Total	3-Ptr	Rebounds			PF	TP	A	TO	Blk	Stl	Min	
		FG-FGA	FT-FTA	Off	Def	Tot								
02	Nix, Malachi	* 4-13	2-9	11-12	1	5	6	4	21	5	3	0	0	33
03	Evans, Connor	* 1-3	0-0	2-4	6	7	0	4	2	2	0	0	2	37
12	Hagan, Alex	* 7-11	3-5	4-5	1	6	7	2	21	2	3	1	2	41
20	House, Travis	* 3-8	2-7	0-0	0	2	2	1	8	1	0	0	1	27
25	Warner, Kaleb	* 11-15	7-10	1-2	0	5	5	3	30	2	2	0	1	35
04	Wilson, Undra	1-2	0-0	0-0	0	0	0	1	2	0	3	0	0	7
05	Burton, John	0-0	0-0	0-0	0	0	0	0	0	0	1	0	0	2
14	Loewen, Mason	2-4	2-2	2-4	0	0	0	2	8	4	2	1	2	29
32	Ellwanger, Andrew	2-3	1-1	0-0	1	3	4	2	5	0	1	0	0	12
50	Kathrein, Will	0-0	0-0	0-0	0	0	0	1	0	0	0	0	0	2
	Team				2	1	3							
Totals		31-59	17-34	20-29	7	26	33	16	99	16	15	3	8	225

FG % 1st Half: 15-30 50.0% 2nd half: 13-25 52.0% OT: 3-4 75.0% Game: 31-59 52.5% Deadball Rebounds 3,2  
 3FG % 1st Half: 8-20 40.0% 2nd half: 8-13 61.5% OT: 1-1 100.0% Game: 17-34 50.0%  
 FT % 1st Half: 5-10 50.0% 2nd half: 5-7 71.4% OT: 10-12 83.3% Game: 20-29 69.0%

**Missouri S&T 96 • 7-8, 1-7 GLVC**

		Total	3-Ptr	Rebounds										
#	Player	FG-FGA	FT-FTA	Off	Def	Tot	PF	TP	A	TO	Blk	Stl	Min	
05	Scott, Dulan	* 3-8	0-0	5-5	4	1	5	3	11	0	2	0	3	20
12	Sarajlic, Ervin	* 2-5	1-4	0-0	0	3	3	5	5	0	1	1	1	31
25	Miller, Juwan	* 8-17	0-2	2-3	2	4	6	1	18	11	0	0	4	41
30	Myers, Jalen	* 5-13	2-6	1-2	1	2	3	4	13	1	4	0	1	25
55	Paulauskas, Rokas	* 5-7	0-0	3-9	6	3	9	5	13	1	1	1	1	38
13	Zuikov, Danylo	5-12	3-7	0-0	0	3	3	5	13	1	2	0	0	24
15	Simon, Telloy	9-18	5-11	0-0	3	4	7	2	23	2	2	1	1	31
24	Poythress, Quinn	0-0	0-0	0-0	0	3	3	2	0	0	0	0	0	12
44	Bergman, Jacob	0-0	0-0	0-0	0	1	1	0	0	0	1	0	0	3
Team					3	0	3			1				
Totals		37-80	11-30	11-19	19	24	43	27	96	16	14	3	11	225